



Hard chess puzzles with solutions

By

G Bud Games

<https://gbud.in>



Hard chess puzzle # 0001

By

G Bud Games
<https://gbud.in>

September 23, 2021

Chapter 1

Hard chess puzzle - # 0001 - Gain a piece or check mate

Solve this hard chess puzzle and improve your chess games through improvement of your chess strategies and chess tactics.

Puzzle No : 0001

Difficulty level : hard

Description : Gain a piece or check mate

Next Move : Black

Player level : Advanced

1.1 Hard chess puzzle 0001



Figure 1.1: Solve this hard chess puzzle 0001. Gain a piece @ <https://gbud.in/g4jv8q3>



Figure 1.2: Solve this hard chess puzzle online with solution @ <https://gbud.in/g4jv8q3>

1.2 Solution to hard chess puzzle 0001

At this puzzle, next **move** is by **black**. The objective of the puzzle is to gain a **piece** or **checkmate**. The **white king** is at **e1**. The pieces that are capable to give **check** are the black **queen** at a5 and black **knight** at d4.

The **pawn** at c2 is not supported and the same can be attacked by the knight. This **move** will also result in **check** to the king.



Figure 1.3: Knight captures pawn

Since the king is now in check, he has two options. Either he can move to the square d2 intending to capture the knight at c2 or he can move to f1 to escape the attack. In the former case you can capture the **rook** and in the latter case you can **checkmate**. The king can not move to d1 or e2 since these squares are attacked by the **bishop** at h5. Both options are discussed here.

1.2.1 Gaining the rook

If the king moves to the square d2, the knight can capture the rook at d4.



Figure 1.4: King moves to d2

Capturing of rook is done without losing the knight since the rook is supported only by the pawn at c3. This pawn cannot capture the knight at d4 since the pawn is pinned to the king.



Figure 1.5: Rook is captured by knight

Now the king may move to **d3** or **e3** intending to capture the knight.



Figure 1.6: King may move to d3



Figure 1.7: King may move to e3

In either case, your white knight can move to e6 and safely escape from the king.



Figure 1.8: Knight moves to e6

This is one of the solution. You gave a check to the king by knight and captured the rook through fork.

1.2.2 Checkmate

If the king moves to f1, the queen can capture the pawn at d2.



Figure 1.9: King moves to f1



Figure 1.10: Queen captures pawn at c3

Now the White moves the pawn from g2 to g3 to prevent [checkmate](#) in the next move. You can move your [bishop](#) to f3 to stop king moving to g2 in the next move.



Figure 1.11: Pawn moves to g3



Figure 1.12: Bishop moves to f3

Next move is obviously check mate. With a tentative move of white pawn from e5 to d6, the queen can move to e1 and **checkmate**. The king can not capture queen since the queen is supported by the knight at c2.



Figure 1.13: Checkmate by queen

This is the other solution.



Figure 1.14: Solve more hard puzzles @ <https://gbud.in/chshdpz>



Figure 1.15: Solve other puzzles @ <https://gbud.in/chsgppz>

Play chess for free



Figure 1.16: Play chess online for free. Solve puzzles and play with friends

Play chess for free at <https://gbud.in/chs>

We present you a platform to [play chess online with friends for free](#). No need to install any app. You can [play chess for free without registration or login](#).

Simple. You can do several chess related activities.

1. [solve chess puzzles](#)
2. [learn about chess](#)
3. [play chess with computer](#)
4. [play chess with friend](#)
5. [create your own chess games](#)
6. [fen viewer](#)
7. [fen editor](#)
8. [fen generator](#)
9. [pgn viewer](#)
10. [chess board editor](#)
11. [view famous chess games](#).



Figure 1.17: Solve this puzzle online by scanning this QR code or goto the link below

<https://gbud.in/g4jv8q3>

Read the latest article on Hard chess puzzle - # 0001 - Gain a piece or check mate by scanning this QR code or click the link

Access the latest version of this article at

<https://gbud.in/blog/game/chess/hard-chess-puzzles/hard-chess-puzzle-0001.html>

Previous article : « [Hard chess puzzles](#) »

Next article : [Hard chess puzzle - # 0002 - gain a piece](#) »

[Back to top](#)

[Contact Us](#)

© GBud Games 2021



Hard chess puzzle # 0002

By

G Bud Games
<https://gbud.in>

September 23, 2021

Chapter 1

Hard chess puzzle - # 0002 - gain a piece

Solve this hard chess puzzle and improve your chess games through improvement of your chess strategies and chess tactics. This hard puzzle is a subset of [kids games](#).

Puzzle No : 0002

Difficulty level : hard

Description : gain a piece

Next Move : White

Player level : Advanced

Short URL for puzzle : <https://gbud.in/gpr3qz3>

1.1 Hard chess puzzle 0002



Figure 1.1: Solve this hard chess puzzle 0002. gain a piece @ <https://gbud.in/gpr3qz3>



Figure 1.2: Solve this hard chess puzzle online with solution @ <https://gbud.in/gpr3qz3>

1.2 Solution to hard chess puzzle 0002

At this puzzle, next **move** is by **White**. The objective of the puzzle is to gain a **piece**. Gaining a piece in this puzzle is not direct. If you observe, the **pawn** at **g7** is not supported. The same square is in the line of attack of your **bishop** at **c3**. However, this bishop is blocked by the pawn at **d4**. You need to free this pawn. This pawn can be **moved** by **capturing** the pawn at **c5** and thereby threatening the bishop at **d6**. Your opponent may not capture this pawn since it is supported by your **knight** and **queen**. If they capture, they will be at a loss of piece. since the pawn is moved from

the d file, your bishop's line of attack is clear. Now the bishop can capture the pawn at g7. After this capture, the bishop can attack the rook since it is arrested by its own pieces. You can capture the rook even if they move their knight.

See the solution at the [puzzle page](#)

1.3 How to view the solution to hard chess puzzle 0002

To view the [solution to this puzzle](#), follow the steps given below

1. Go to the [puzzle page](#)
2. Click the solution button (Key as shown [below](#)) to view the solution



Figure 1.3: Click the solution button to view solutions @ <https://gbud.in/gpr3qz3>

1.4 How to get help for moves in the hard chess puzzle 0002

To get help or the possible next moves in the puzzle, , follow the steps given below

1. Go to the [puzzle page](#)
2. Click the help button (exclamation mark as shown [below](#)) to get help or suggestion on next possible [move](#)



Figure 1.4: Click the help button to get help on next move @ <https://gbud.in/gpr3qz3>



Figure 1.5: Solve more hard puzzles @ <https://gbud.in/chshdpz>



Figure 1.6: Solve other puzzles @ <https://gbud.in/chsgppz>

1.5 Play chess for free



Figure 1.7: Play chess online for free. Solve puzzles and play with friends

Play chess for free at <https://gbud.in/chs>

We present you a platform to play chess online with friends for free. No need to install any app. You can play chess for free without registration or login.

Simple. You can do several chess related activities.

1. [solve chess puzzles](#)
2. [learn about chess](#)

3. [play chess with computer](#)
4. [play chess with friend](#)
5. [create your own chess games](#)
6. [fen viewer](#)
7. [fen editor](#)
8. [fen generator](#)
9. [pgn viewer](#)
10. [chess board editor](#)
11. [view famous chess games.](#)



Figure 1.8: Solve this puzzle online by scanning this QR code or go to the link below

<https://gbud.in/gpr3qz3>

Read the latest article on Hard chess puzzle - # 0002 - gain a piece by scanning this QR code or click the link

Previous article : [« Hard chess puzzle - # 0001 - Gain a piece or check mate](#)

Next article : [Hard chess puzzle - # 0003 - mate in 3 moves »](#)

Access the latest version of this article at
<https://gbud.in/blog/game/chess/hard-chess-puzzles/hard-chess-puzzle-0002.html>

[Back to top](#)

[Contact Us](#)

© GBud Games 2021



Hard chess puzzle # 0003

By

G Bud Games
<https://gbud.in>

September 23, 2021

Chapter 1

Hard chess puzzle - # 0003 - mate in 3 moves

Solve this hard chess puzzle and improve your chess games through improvement of your chess strategies and chess tactics. This hard puzzle is a subset of [kids games](#).

Puzzle No : 0003

Difficulty level : hard

Description : mate in 3 moves

Next Move : Black

Player level : Advanced

Short URL for puzzle : <https://gbud.in/g4v13y3>

1.1 Hard chess puzzle 0003



Figure 1.1: Solve this hard chess puzzle 0003. mate in 3 moves @ <https://gbud.in/g4v13y3>



Figure 1.2: Solve this hard chess puzzle online with solution @ <https://gbud.in/g4v13y3>

1.2 Solution to hard chess puzzle 0003

At this puzzle, next **move** is by **Black**. The objective of the puzzle is **checkmate** in 3 **moves**. For mate in 3 moves, you need to **sacrifice**. You also need to give a series of **checks**.

Mate in 3 moves can be done by following these steps

1. Sacrifice a rook which is in c **file**. This can be done by moving the **rook** to **c1** and give **check** to the **king**. Opponent has to capture the rook by their rook at the first **rank**.

2. You need to capture the opponent's rook and give another check. This is done by moving your rook from c8 to c1
3. Opponent may move their **bishop** from g2 to f1 to shield the king. Since the bishop is not supported you can **capture** it by moving your rook along the first rank.
4. This capture will result in a checkmate.

See the solution at the [puzzle page](#)

1.3 How to view the solution to hard chess puzzle 0003

To view the [solution to this puzzle](#), follow the steps given below

1. Go to the [puzzle page](#)
2. Click the solution button (Key as shown [below](#)) to view the solution



Figure 1.3: Click the solution button to view solutions @ <https://gbud.in/g4v13y3>

1.4 How to get help for moves in the hard chess puzzle 0003

To get help or the possible next moves in the puzzle, , follow the steps given below

1. Go to the [puzzle page](#)
2. Click the help button (exclamation mark as shown [below](#)) to get help or suggestion on next possible [move](#)



Figure 1.4: Click the help button to get help on next move @ <https://gbud.in/g4v13y3>



Figure 1.5: Solve more hard puzzles @ <https://gbud.in/chshdpz>



Figure 1.6: Solve other puzzles @ <https://gbud.in/chsgppz>

1.5 Play chess for free



Figure 1.7: Play chess online for free. Solve puzzles and play with friends

Play chess for free at <https://gbud.in/chs>

We present you a platform to play chess online with friends for free. No need to install any app. You can play chess for free without registration or login.

Simple. You can do several chess related activities.

1. [solve chess puzzles](#)
2. [learn about chess](#)

3. [play chess with computer](#)
4. [play chess with friend](#)
5. [create your own chess games](#)
6. [fen viewer](#)
7. [fen editor](#)
8. [fen generator](#)
9. [pgn viewer](#)
10. [chess board editor](#)
11. [view famous chess games.](#)



Figure 1.8: Solve this puzzle online by scanning this QR code or go to the link below

<https://gbud.in/g4v13y3>

Read the latest article on Hard chess puzzle - # 0003 - mate in 3 moves by scanning this QR code or click the link

Previous article : « [Hard chess puzzle - # 0002 - gain a piece](#)

Next article : [Hard chess puzzle - # 0004 - mate in 3 moves](#) »

Access the latest version of this article at

<https://gbud.in/blog/game/chess/hard-chess-puzzles/hard-chess-puzzle-0003.html>

[Back to top](#)

[Contact Us](#)

© GBud Games 2021



Hard chess puzzle # 0004

By

G Bud Games
<https://gbud.in>

September 23, 2021

Chapter 1

Hard chess puzzle - # 0004 - mate in 3 moves

Solve this hard chess puzzle and improve your chess games through improvement of your chess strategies and chess tactics. This hard puzzle is a subset of [kids games](#).

Puzzle No : 0004

Difficulty level : hard

Description : mate in 3 moves

Next Move : White

Player level : Advanced

Short URL for puzzle : <https://gbud.in/g3phn23>

1.1 Hard chess puzzle 0004




Figure 1.1: Solve this hard chess puzzle 0004. mate in 3 moves @ <https://gbud.in/g3phn23>



Figure 1.2: Solve this hard chess puzzle online with solution @ <https://gbud.in/g3phn23>

1.2 Solution to hard chess puzzle 0004

At this puzzle, next move is by White. The objective of the puzzle is checkmate in 3 moves. You have only three pawns. By moving carefully you can mate in 3 moves. Opponent will also look for a hole in your pawn structure. Once he escapes your attack, there is no way you can end the game. since the pawn can't move back

Mate in 3 moves can be done by following these steps

1. Move your king along the e file to e7. This move will restrict the opponents king movement to g8.

2. Once the opponents king move to g8, give them a **check** by moving your pawn to f7. Their king has to move to h8.
3. Move your pawn further to f8 and **promote** it to a **queen** or a **rook**. This will result in a **checkmate**.

See the solution at the [puzzle page](#)

1.3 How to view the solution to hard chess puzzle 0004

To view the [solution to this puzzle](#), follow the steps given below

1. Go to the [puzzle page](#)
2. Click the solution button (Key as shown [below](#)) to view the solution



Figure 1.3: Click the solution button to view solutions @ <https://gbud.in/g3phn23>

1.4 How to get help for moves in the hard chess puzzle 0004

To get help or the possible next moves in the puzzle, , follow the steps given below

1. Go to the [puzzle page](#)
2. Click the help button (exclamation mark as shown [below](#)) to get help or suggestion on next possible [move](#)



Figure 1.4: Click the help button to get help on next move @ <https://gbud.in/g3phn23>



Figure 1.5: Solve more hard puzzles @ <https://gbud.in/chshdpz>



Figure 1.6: Solve other puzzles @ <https://gbud.in/chsgppz>

1.5 Play chess for free



Figure 1.7: Play chess online for free. Solve puzzles and play with friends

Play chess for free at <https://gbud.in/chs>

We present you a platform to play chess online with friends for free. No need to install any app. You can play chess for free without registration or login.

Simple. You can do several chess related activities.

1. [solve chess puzzles](#)
2. [learn about chess](#)

3. [play chess with computer](#)
4. [play chess with friend](#)
5. [create your own chess games](#)
6. [fen viewer](#)
7. [fen editor](#)
8. [fen generator](#)
9. [pgn viewer](#)
10. [chess board editor](#)
11. [view famous chess games.](#)



Figure 1.8: Solve this puzzle online by scanning this QR code or go to the link below

<https://gbud.in/g3phn23>

Read the latest article on Hard chess puzzle - # 0004 - mate in 3 moves by scanning this QR code or click the link

Previous article : « [Hard chess puzzle - # 0003 - mate in 3 moves](#)

Next article : [Hard chess puzzle - # 0005 - mate in 3 moves](#) »

Access the latest version of this article at

<https://gbud.in/blog/game/chess/hard-chess-puzzles/hard-chess-puzzle-0004.html>

[Back to top](#)

[Contact Us](#)

© GBud Games 2021



Hard chess puzzle # 0005

By

G Bud Games
<https://gbud.in>

September 23, 2021

Chapter 1

Hard chess puzzle - # 0005 - mate in 3 moves

Solve this hard chess puzzle and improve your chess games through improvement of your chess strategies and chess tactics. This hard puzzle is a subset of [kids games](#).

Puzzle No : 0005

Difficulty level : hard

Description : mate in 3 moves

Next Move : White

Player level : Advanced

Short URL for puzzle : <https://gbud.in/gvpz6s3>

1.1 Hard chess puzzle 0005



Figure 1.1: Solve this hard chess puzzle 0005. mate in 3 moves @ <https://gbud.in/gvpz6s3>



Figure 1.2: Solve this hard chess puzzle online with solution @ <https://gbud.in/gvpz6s3>

1.2 Solution to hard chess puzzle 0005

At this puzzle, next **move** is by **White**. The objective of the puzzle is **checkmate** in 3 **moves**. For mate in 3 moves, you need to do two **sacrifices**.

Mate in 3 moves can be done by following these steps

1. Capture the pawn **c5** by your **knight** and attacks their queen. This move is two fold. One is the attack on their queen and the second one is connecting your **queen** and **rook** so that they form a **battery** along the **d file**. Once their queen is threatened, they may move their queen to a safer square

2. Now you need to **sacrifice** your **queen**. Though queen is the **valuable piece**, the objective of the **chess game** is to checkmate. Give a **check** by moving your queen to d8.
3. Now their **knight** will capture your queen. After your queen is captured, you can **checkmate** by capturing the knight at d8. The king can not capture your rook as it is supported by the **bishop** at g5.

See the solution at the [puzzle page](#)

1.3 How to view the solution to hard chess puzzle 0005

To view the [solution to this puzzle](#), follow the steps given below

1. Go to the [puzzle page](#)
2. Click the solution button (Key as shown [below](#)) to view the solution



Figure 1.3: Click the solution button to view solutions @ <https://gbud.in/gvpz6s3>

1.4 How to get help for moves in the hard chess puzzle 0005

To get help or the possible next moves in the puzzle, , follow the steps given below

1. Go to the [puzzle page](#)
2. Click the help button (exclamation mark as shown [below](#)) to get help or suggestion on next possible [move](#)



Figure 1.4: Click the help button to get help on next move @ <https://gbud.in/gvpz6s3>



Figure 1.5: Solve more hard puzzles @ <https://gbud.in/chshdpz>



Figure 1.6: Solve other puzzles @ <https://gbud.in/chsgppz>

1.5 Play chess for free



Figure 1.7: Play chess online for free. Solve puzzles and play with friends

Play chess for free at <https://gbud.in/chs>

We present you a platform to play chess online with friends for free. No need to install any app. You can play chess for free without registration or login.

Simple. You can do several chess related activities.

1. [solve chess puzzles](#)
2. [learn about chess](#)

3. [play chess with computer](#)
4. [play chess with friend](#)
5. [create your own chess games](#)
6. [fen viewer](#)
7. [fen editor](#)
8. [fen generator](#)
9. [pgn viewer](#)
10. [chess board editor](#)
11. [view famous chess games.](#)



Figure 1.8: Solve this puzzle online by scanning this QR code or go to the link below

<https://gbud.in/gvpz6s3>

Read the latest article on Hard chess puzzle - # 0005 - mate in 3 moves by scanning this QR code or click the link

Previous article : « [Hard chess puzzle - # 0004 - mate in 3 moves](#)

Next article : [Hard chess puzzle - # 0006 - gain queen](#) »

Access the latest version of this article at
<https://gbud.in/blog/game/chess/hard-chess-puzzles/hard-chess-puzzle-0005.html>

[Back to top](#)

[Contact Us](#)

© GBud Games 2021



Hard chess puzzle # 0006

By

G Bud Games
<https://gbud.in>

September 23, 2021

Chapter 1

Hard chess puzzle - # 0006 - gain queen

Solve this hard chess puzzle and improve your chess games through improvement of your chess strategies and chess tactics. This hard puzzle is a subset of [kids games](#).

Puzzle No : 0006

Difficulty level : hard

Description : gain queen

Next Move : White

Player level : Advanced

Short URL for puzzle : <https://gbud.in/gqpcpm3>

1.1 Hard chess puzzle 0006



Figure 1.1: Solve this hard chess puzzle 0006. gain queen @
<https://gbud.in/gqpcpm3>



Figure 1.2: Solve this hard chess puzzle online with solution @
<https://gbud.in/gqpcpm3>

1.2 Solution to hard chess puzzle 0006

At this puzzle, next **move** is by **White**. The objective of the puzzle is gain **queen**.

gain queen can be done by following these steps 1, The gain queen can be gained by giving a check to the king by your **knight**. IF you give a check now by **capturing** the knight at **c6**, it will be captured by the **bishop**.

1. You need to remove the support by the bishop to the knight. This can be done by capturing the bishop by moving your **rook** along b

file. This will remove the support of bishoo. This move is called undermining.

2. Now you can capture the knight at c6 and give check to king thereby attacking their queen at the same time. This is called knight fork.
3. Now the king has to move which will enable you to capture their queen.

See the solution at the [puzzle page](#)

1.3 How to view the solution to hard chess puzzle 0006

To view the [solution to this puzzle](#), follow the steps given below

1. Go to the [puzzle page](#)
2. Click the solution button (Key as shown [below](#)) to view the solution



Figure 1.3: Click the solution button to view solutions @ <https://gbud.in/gqpcpm3>

1.4 How to get help for moves in the hard chess puzzle 0006

To get help or the possible next moves in the puzzle, , follow the steps given below

1. Go to the [puzzle page](#)
2. Click the help button (exclamation mark as shown [below](#)) to get help or suggestion on next possible [move](#)



Figure 1.4: Click the help button to get help on next move @ <https://gbud.in/gqpcpm3>



Figure 1.5: Solve more hard puzzles @ <https://gbud.in/chshdpz>



Figure 1.6: Solve other puzzles @ <https://gbud.in/chsgppz>

1.5 Play chess for free



Figure 1.7: Play chess online for free. Solve puzzles and play with friends

Play chess for free at <https://gbud.in/chs>

We present you a platform to play chess online with friends for free. No need to install any app. You can play chess for free without registration or login.

Simple. You can do several chess related activities.

1. [solve chess puzzles](#)
2. [learn about chess](#)

3. [play chess with computer](#)
4. [play chess with friend](#)
5. [create your own chess games](#)
6. [fen viewer](#)
7. [fen editor](#)
8. [fen generator](#)
9. [pgn viewer](#)
10. [chess board editor](#)
11. [view famous chess games.](#)



Figure 1.8: Solve this puzzle online by scanning this QR code or go to the link below

<https://gbud.in/gqpcpm3>

Read the latest article on Hard chess puzzle - # 0006 - gain queen by scanning this QR code or click the link

Previous article : « [Hard chess puzzle - # 0005 - mate in 3 moves](#)

Next article : [Hard chess puzzle - # 0007 - mate in 3 moves](#) »

Access the latest version of this article at

<https://gbud.in/blog/game/chess/hard-chess-puzzles/hard-chess-puzzle-0006.html>

[Back to top](#)

[Contact Us](#)

© GBud Games 2021



Hard chess puzzle # 0007

By

G Bud Games
<https://gbud.in>

September 23, 2021

Chapter 1

Hard chess puzzle - # 0007 - mate in 3 moves

Solve this hard chess puzzle and improve your chess games through improvement of your chess strategies and chess tactics. This hard puzzle is a subset of [kids games](#).

Puzzle No : 0007

Difficulty level : hard

Description : mate in 3 moves

Next Move : White

Player level : Advanced

Short URL for puzzle : <https://gbud.in/gkgs8k3>

1.1 Hard chess puzzle 0007



Figure 1.1: Solve this hard chess puzzle 0007. mate in 3 moves @ <https://gbud.in/gkgs8k3>



Figure 1.2: Solve this hard chess puzzle online with solution @ <https://gbud.in/gkgs8k3>

1.2 Solution to hard chess puzzle 0007

At this puzzle, next **move** is by **White**. The objective of the puzzle is to **checkmate** in 3 **moves**.

mate in 3 moves can be done by following these steps. You need to give series of discovered **checks**

1. You have to move your **pawn** at **c file**. This will lead to a discovered attack from your **queen** at **b3** to the opponent's **king**.

2. Now the king is forced to **move** to e5. The queens attack can not be blocked by their pawn at d file since it will expose their king to a check by your rook at sixth **rank**.
3. Now you need to give another discovered check by moving your knight c3 to d5. This move will expose their to a check by your **bishop**. The same move will block your queens attack which will be helpful in next move. Now their king will come back to e6
4. Now you can move your knight to c7 by capturing the pawn and give a double discovered check. You are attacking the king by two pieces - queen and knight. The king can not escape from this attack and will result in a **checkmate**.

See the solution at the [puzzle page](#)

1.3 How to view the solution to hard chess puzzle 0007

To view the [solution to this puzzle](#), follow the steps given below

1. Go to the [puzzle page](#)
2. Click the solution button (Key as shown [below](#)) to view the solution



Figure 1.3: Click the solution button to view solutions @ <https://gbud.in/gkgs8k3>

1.4 How to get help for moves in the hard chess puzzle 0007

To get help or the possible next moves in the puzzle, , follow the steps given below

1. Go to the [puzzle page](#)
2. Click the help button (exclamation mark as shown [below](#)) to get help or suggestion on next possible [move](#)



Figure 1.4: Click the help button to get help on next move @ <https://gbud.in/gkgs8k3>



Figure 1.5: Solve more hard puzzles @ <https://gbud.in/chshdpz>



Figure 1.6: Solve other puzzles @ <https://gbud.in/chsgppz>

1.5 Play chess for free



Figure 1.7: Play chess online for free. Solve puzzles and play with friends

Play chess for free at <https://gbud.in/chs>

We present you a platform to play chess online with friends for free. No need to install any app. You can play chess for free without registration or login.

Simple. You can do several chess related activities.

1. [solve chess puzzles](#)
2. [learn about chess](#)

3. [play chess with computer](#)
4. [play chess with friend](#)
5. [create your own chess games](#)
6. [fen viewer](#)
7. [fen editor](#)
8. [fen generator](#)
9. [pgn viewer](#)
10. [chess board editor](#)
11. [view famous chess games.](#)



Figure 1.8: Solve this puzzle online by scanning this QR code or go to the link below

<https://gbud.in/gkgs8k3>

Read the latest article on Hard chess puzzle - # 0007 - mate in 3 moves by scanning this QR code or click the link

Previous article : « [Hard chess puzzle - # 0006 - gain queen](#)

Next article : [Hard chess puzzle - # 0008 - mate in 3 moves](#) »

Access the latest version of this article at

<https://gbud.in/blog/game/chess/hard-chess-puzzles/hard-chess-puzzle-0007.html>

[Back to top](#)

[Contact Us](#)

© GBud Games 2021



Hard chess puzzle # 0008

By

G Bud Games
<https://gbud.in>

September 23, 2021

Chapter 1

Hard chess puzzle - # 0008 - mate in 3 moves

Solve this hard chess puzzle and improve your chess games through improvement of your chess strategies and chess tactics. This hard puzzle is a subset of [kids games](#).

Puzzle No : 0008

Difficulty level : hard

Description : mate in 3 moves

Next Move : White

Player level : Advanced

Short URL for puzzle : <https://gbud.in/gp2cnb3>

1.1 Hard chess puzzle 0008




Figure 1.1: Solve this hard chess puzzle 0008. mate in 3 moves @ <https://gbud.in/gp2cnb3>



Figure 1.2: Solve this hard chess puzzle online with solution @ <https://gbud.in/gp2cnb3>

1.2 Solution to hard chess puzzle 0008

At this puzzle, next **move** is by **White**. The objective of the puzzle is to **checkmate** in 3 **moves**.

mate in 3 moves can be done by following these steps.

1. You have only one **pawn**. Hence a wrong move will help your opponent to get out of the checkmate. **Move** your king to **b6** so that the opponents king is stopped from moving along the a **file**.

2. Now their king is forced to move to b8. After they move their **king**, move your **pawn** to d7 so that their king will not move to c8. Their king will go back to a8.
3. Now you can move your pawn further and **promote** it to a **queen** or a **rook** and **checkmate** the opponent.

See the solution at the [puzzle page](#)

1.3 How to view the solution to hard chess puzzle 0008

To view the [solution to this puzzle](#), follow the steps given below

1. Go to the [puzzle page](#)
2. Click the solution button (Key as shown [below](#)) to view the solution



Figure 1.3: Click the solution button to view solutions @ <https://gbud.in/gp2cnb3>

1.4 How to get help for moves in the hard chess puzzle 0008

To get help or the possible next moves in the puzzle, , follow the steps given below

1. Go to the [puzzle page](#)
2. Click the help button (exclamation mark as shown [below](#)) to get help or suggestion on next possible [move](#)



Figure 1.4: Click the help button to get help on next move @ <https://gbud.in/gp2cnb3>



Figure 1.5: Solve more hard puzzles @ <https://gbud.in/chshdpz>



Figure 1.6: Solve other puzzles @ <https://gbud.in/chsgppz>

1.5 Play chess for free



Figure 1.7: Play chess online for free. Solve puzzles and play with friends

Play chess for free at <https://gbud.in/chs>

We present you a platform to play chess online with friends for free. No need to install any app. You can play chess for free without registration or login.

Simple. You can do several chess related activities.

1. [solve chess puzzles](#)
2. [learn about chess](#)

3. [play chess with computer](#)
4. [play chess with friend](#)
5. [create your own chess games](#)
6. [fen viewer](#)
7. [fen editor](#)
8. [fen generator](#)
9. [pgn viewer](#)
10. [chess board editor](#)
11. [view famous chess games.](#)



Figure 1.8: Solve this puzzle online by scanning this QR code or go to the link below

<https://gbud.in/gp2cnb3>

Read the latest article on Hard chess puzzle - # 0008 - mate in 3 moves by scanning this QR code or click the link

Previous article : « [Hard chess puzzle - # 0007 - mate in 3 moves](#)

Next article : [Hard chess puzzle - # 0009 - mate in 3 moves](#) »

Access the latest version of this article at

<https://gbud.in/blog/game/chess/hard-chess-puzzles/hard-chess-puzzle-0008.html>

[Back to top](#)

[Contact Us](#)

© GBud Games 2021



Hard chess puzzle # 0009

By

G Bud Games
<https://gbud.in>

September 23, 2021

Chapter 1

Hard chess puzzle - # 0009 - mate in 3 moves

Solve this hard chess puzzle and improve your chess games through improvement of your chess strategies and chess tactics. This hard puzzle is a subset of [kids games](#).

Puzzle No : 0009

Difficulty level : hard

Description : mate in 3 moves

Next Move : White

Player level : Advanced

Short URL for puzzle : <https://gbud.in/gzks7z3>

1.1 Hard chess puzzle 0009



Figure 1.1: Solve this hard chess puzzle 0009. mate in 3 moves @ <https://gbud.in/gzks7z3>



Figure 1.2: Solve this hard chess puzzle online with solution @ <https://gbud.in/gzks7z3>

1.2 Solution to hard chess puzzle 0009

At this puzzle, next **move** is by **White**. The objective of the puzzle is to **checkmate** in 3 **moves**.

mate in 3 moves can be done by following these steps. You need to make two **sacrifices**

1. You can not move your **rook** at **e file** which can give **check** to opponents **king** since it is **pinned** to your **king** by opponents **queen**. You need to **un pin** your rook. This can be done by moving your queen to a5 and threatens the opponents queen.

2. The opponents may be tempted to capture your queen since it is not supported. They will move their queen from b6 to capture your queen. This is called deflection **sacrifice** since you sacrificed your queen from pulling a piece from its current square doing certain duty.
3. Once your rook is unpinned, you can give a **check** by moving your rook along e file to e8.
4. Your opponent will capture your rook. This is also another **sacrifice**. Now you can **checkmate** by moving your another rook since they are in a **battery** formation. This checkmate is also called **back-rank checkmate** since their king is blocked by friendly **pieces**.

See the solution at the [puzzle page](#)

1.3 How to view the solution to hard chess puzzle 0009

To view the [solution to this puzzle](#), follow the steps given below

1. Go to the [puzzle page](#)
2. Click the solution button (Key as shown [below](#)) to view the solution



Figure 1.3: Click the solution button to view solutions @ <https://gbud.in/gzks7z3>

1.4 How to get help for moves in the hard chess puzzle 0009

To get help or the possible next moves in the puzzle, , follow the steps given below

1. Go to the [puzzle page](#)
2. Click the help button (exclamation mark as shown [below](#)) to get help or suggestion on next possible [move](#)



Figure 1.4: Click the help button to get help on next move @ <https://gbud.in/gzks7z3>



Figure 1.5: Solve more hard puzzles @ <https://gbud.in/chshdpz>



Figure 1.6: Solve other puzzles @ <https://gbud.in/chsgppz>

1.5 Play chess for free



Figure 1.7: Play chess online for free. Solve puzzles and play with friends

Play chess for free at <https://gbud.in/chs>

We present you a platform to play chess online with friends for free. No need to install any app. You can play chess for free without registration or login.

Simple. You can do several chess related activities.

1. [solve chess puzzles](#)
2. [learn about chess](#)

3. [play chess with computer](#)
4. [play chess with friend](#)
5. [create your own chess games](#)
6. [fen viewer](#)
7. [fen editor](#)
8. [fen generator](#)
9. [pgn viewer](#)
10. [chess board editor](#)
11. [view famous chess games.](#)



Figure 1.8: Solve this puzzle online by scanning this QR code or go to the link below

<https://gbud.in/gzks7z3>

Read the latest article on Hard chess puzzle - # 0009 - mate in 3 moves by scanning this QR code or click the link

Previous article : « [Hard chess puzzle - # 0008 - mate in 3 moves](#)

Next article : [Hard chess puzzle - # 0010 - mate in 3 moves](#) »

Access the latest version of this article at

<https://gbud.in/blog/game/chess/hard-chess-puzzles/hard-chess-puzzle-0009.html>

[Back to top](#)

[Contact Us](#)

© GBud Games 2021



Hard chess puzzle # 0010

By

G Bud Games
<https://gbud.in>

September 23, 2021

Chapter 1

Hard chess puzzle - # 0010 - mate in 3 moves

Solve this hard chess puzzle and improve your chess games through improvement of your chess strategies and chess tactics. This hard puzzle is a subset of [kids games](#).

Puzzle No : 0010

Difficulty level : hard

Description : mate in 3 moves

Next Move : White

Player level : Advanced

Short URL for puzzle : <https://gbud.in/g7y19t3>

1.1 Hard chess puzzle 0010



Figure 1.1: Solve this hard chess puzzle 0010. mate in 3 moves @ <https://gbud.in/g7y19t3>



Figure 1.2: Solve this hard chess puzzle online with solution @ <https://gbud.in/g7y19t3>

1.2 Solution to hard chess puzzle 0010

At this puzzle, next **move** is by **White**. The objective of the puzzle is to **checkmate** in 3 **moves**.

mate in 3 moves can be done by following these steps.

1. You have three **pawns** along the third **rank**. So the opponents king can not move to fourth rank. You need to stop the opponent **king** from moving towards eighth rank. This can be done by **moving** your **king** to **b7**.

2. Your opponent has already progressed one of their pawn till second rank. They can promote that pawn to a queen. Even if they promote, you can give a check by moving your rook along the h file to h5.
3. YOU attack may be intercepted by moving their promoted queen to e5. YOU can checkmate by capturing the queen by your rook.

See the solution at the [puzzle page](#)

1.3 How to view the solution to hard chess puzzle 0010

To view the [solution to this puzzle](#), follow the steps given below

1. Go to the [puzzle page](#)
2. Click the solution button (Key as shown [below](#)) to view the solution



Figure 1.3: Click the solution button to view solutions @ <https://gbud.in/g7y19t3>

1.4 How to get help for moves in the hard chess puzzle 0010

To get help or the possible next moves in the puzzle, , follow the steps given below

1. Go to the [puzzle page](#)
2. Click the help button (exclamation mark as shown [below](#)) to get help or suggestion on next possible [move](#)



Figure 1.4: Click the help button to get help on next move @ <https://gbud.in/g7y19t3>



Figure 1.5: Solve more hard puzzles @ <https://gbud.in/chshdpz>



Figure 1.6: Solve other puzzles @ <https://gbud.in/chsgppz>

1.5 Play chess for free



Figure 1.7: Play chess online for free. Solve puzzles and play with friends

Play chess for free at <https://gbud.in/chs>

We present you a platform to play chess online with friends for free. No need to install any app. You can play chess for free without registration or login.

Simple. You can do several chess related activities.

1. [solve chess puzzles](#)
2. [learn about chess](#)

3. [play chess with computer](#)
4. [play chess with friend](#)
5. [create your own chess games](#)
6. [fen viewer](#)
7. [fen editor](#)
8. [fen generator](#)
9. [pgn viewer](#)
10. [chess board editor](#)
11. [view famous chess games.](#)



Figure 1.8: Solve this puzzle online by scanning this QR code or go to the link below

<https://gbud.in/g7y19t3>

Read the latest article on Hard chess puzzle - # 0010 - mate in 3 moves by scanning this QR code or click the link

Previous article : « [Hard chess puzzle - # 0009 - mate in 3 moves](#)

Next article : [Hard chess puzzle - # 0011 - Mate in 2 moves](#) »

Access the latest version of this article at

<https://gbud.in/blog/game/chess/hard-chess-puzzles/hard-chess-puzzle-0010.html>

[Back to top](#)

[Contact Us](#)

© GBud Games 2021



Hard chess puzzle # 0011

By

G Bud Games
<https://gbud.in>

September 23, 2021

Chapter 1

Hard chess puzzle - # 0011 - Mate in 2 moves

Solve this hard chess puzzle and improve your chess games through improvement of your chess strategies and chess tactics. This hard puzzle is a subset of [kids games](#).

Puzzle No : 0011

Difficulty level : hard

Description : Mate in 2 moves

Next Move : White

Player level : Advanced

Short URL for puzzle : <https://gbud.in/g6lg9p3>

1.1 Hard chess puzzle 0011




Figure 1.1: Solve this hard chess puzzle 0011. Mate in 2 moves @ <https://gbud.in/g6lg9p3>



Figure 1.2: Solve this hard chess puzzle online with solution @ <https://gbud.in/g6lg9p3>

1.2 Solution to hard chess puzzle 0011

At this puzzle, next [move](#) is by [White](#). The objective of the puzzle is to [checkmate](#) in 2 [moves](#).

See the solution at the [puzzle page](#)

1.3 How to view the solution to hard chess puzzle 0011

To view the [solution to this puzzle](#), follow the steps given below

1. Go to the [puzzle page](#)
2. Click the solution button (Key as shown [below](#)) to view the solution



Figure 1.3: Click the solution button to view solutions @ <https://gbud.in/g6lg9p3>

1.4 How to get help for moves in the hard chess puzzle 0011

To get help or the possible next moves in the puzzle, , follow the steps given below

1. Go to the [puzzle page](#)
2. Click the help button (exclamation mark as shown [below](#)) to get help or suggestion on next possible [move](#)



Figure 1.4: Click the help button to get help on next move @ <https://gbud.in/g6lg9p3>



Figure 1.5: Solve more hard puzzles @ <https://gbud.in/chshdpz>



Figure 1.6: Solve other puzzles @ <https://gbud.in/chsgppz>

1.5 Play chess for free



Figure 1.7: Play chess online for free. Solve puzzles and play with friends

Play chess for free at <https://gbud.in/chs>

We present you a platform to play chess online with friends for free. No need to install any app. You can play chess for free without registration or login.

Simple. You can do several chess related activities.

1. solve chess puzzles
2. learn about chess
3. play chess with computer
4. play chess with friend
5. create your own chess games
6. fen viewer
7. fen editor
8. fen generator
9. pgn viewer
10. chess board editor
11. view famous chess games.



Figure 1.8: Solve this puzzle online by scanning this QR code or go to the link below

<https://gbud.in/g6lg9p3>

Read the latest article on Hard chess puzzle - # 0011 - Mate in 2 moves by scanning this QR code or click the link

Previous article : « [Hard chess puzzle - # 0010 - mate in 3 moves](#)

Next article : [Hard chess puzzle - # 0012 - Mate in 4 moves](#) »

[Back to top](#)

[Contact Us](#)

© GBud Games 2021



Hard chess puzzle # 0012

By

G Bud Games
<https://gbud.in>

September 23, 2021

Chapter 1

Hard chess puzzle - # 0012 - Mate in 4 moves

Solve this hard chess puzzle and improve your chess games through improvement of your chess strategies and chess tactics. This hard puzzle is a subset of [kids games](#).

Puzzle No : 0012

Difficulty level : hard

Description : Mate in 4 moves

Next Move : White

Player level : Advanced

Short URL for puzzle : <https://gbud.in/g8ty433>

1.1 Hard chess puzzle 0012




Figure 1.1: Solve this hard chess puzzle 0012. Mate in 4 moves @ <https://gbud.in/g8ty433>



Figure 1.2: Solve this hard chess puzzle online with solution @ <https://gbud.in/g8ty433>

1.2 Solution to hard chess puzzle 0012

At this puzzle, next [move](#) is by [White](#). The objective of the puzzle is to Mate in 4 moves.

See the solution at the [puzzle page](#)

1.3 How to view the solution to hard chess puzzle 0012

To view the [solution to this puzzle](#), follow the steps given below

1. Go to the [puzzle page](#)
2. Click the solution button (Key as shown [below](#)) to view the solution



Figure 1.3: Click the solution button to view solutions @ <https://gbud.in/g8ty433>

1.4 How to get help for moves in the hard chess puzzle 0012

To get help or the possible next moves in the puzzle, , follow the steps given below

1. Go to the [puzzle page](#)
2. Click the help button (exclamation mark as shown [below](#)) to get help or suggestion on next possible [move](#)



Figure 1.4: Click the help button to get help on next move @ <https://gbud.in/g8ty433>



Figure 1.5: Solve more hard puzzles @ <https://gbud.in/chshdpz>



Figure 1.6: Solve other puzzles @ <https://gbud.in/chsgppz>

1.5 Play chess for free



Figure 1.7: Play chess online for free. Solve puzzles and play with friends

Play chess for free at <https://gbud.in/chs>

We present you a platform to play chess online with friends for free. No need to install any app. You can play chess for free without registration or login.

Simple. You can do several chess related activities.

1. solve chess puzzles
2. learn about chess
3. play chess with computer
4. play chess with friend
5. create your own chess games
6. fen viewer
7. fen editor
8. fen generator
9. pgn viewer
10. chess board editor
11. view famous chess games.



Figure 1.8: Solve this puzzle online by scanning this QR code or go to the link below

<https://gbud.in/g8ty433>

Read the latest article on Hard chess puzzle - # 0012 - Mate in 4 moves by scanning this QR code or click the link

Previous article : « [Hard chess puzzle - # 0011 - Mate in 2 moves](#)

Next article : [Hard chess puzzle - # 0013 - Gain rook »](#)

[Back to top](#)

[Contact Us](#)

© GBud Games 2021



Hard chess puzzle # 0013

By

G Bud Games
<https://gbud.in>

September 23, 2021

Chapter 1

Hard chess puzzle - # 0013 - Gain rook

Solve this hard chess puzzle and improve your chess games through improvement of your chess strategies and chess tactics. This hard puzzle is a subset of [kids games](#).

Puzzle No : 0013

Difficulty level : hard

Description : Gain rook

Next Move : White

Player level : Advanced

Short URL for puzzle : <https://gbud.in/gsb1203>

1.1 Hard chess puzzle 0013




Figure 1.1: Solve this hard chess puzzle 0013. Gain rook @ <https://gbud.in/gsbl203>



Figure 1.2: Solve this hard chess puzzle online with solution @ <https://gbud.in/gsbl203>

1.2 Solution to hard chess puzzle 0013

At this puzzle, next **move** is by **White**. The objective of the puzzle is to Gain rook.

See the solution at the [puzzle page](#)

1.3 How to view the solution to hard chess puzzle 0013

To view the [solution to this puzzle](#), follow the steps given below

1. Go to the [puzzle page](#)
2. Click the solution button (Key as shown [below](#)) to view the solution



Figure 1.3: Click the solution button to view solutions @ <https://gbud.in/gsb1203>

1.4 How to get help for moves in the hard chess puzzle 0013

To get help or the possible next moves in the puzzle, , follow the steps given below

1. Go to the [puzzle page](#)
2. Click the help button (exclamation mark as shown [below](#)) to get help or suggestion on next possible [move](#)



Figure 1.4: Click the help button to get help on next move @ <https://gbud.in/gsbl203>



Figure 1.5: Solve more hard puzzles @ <https://gbud.in/chshdpz>



Figure 1.6: Solve other puzzles @ <https://gbud.in/chsgppz>

1.5 Play chess for free



Figure 1.7: Play chess online for free. Solve puzzles and play with friends

Play chess for free at <https://gbud.in/chs>

We present you a platform to play chess online with friends for free. No need to install any app. You can play chess for free without registration or login.

Simple. You can do several chess related activities.

1. solve chess puzzles
2. learn about chess
3. play chess with computer
4. play chess with friend
5. create your own chess games
6. fen viewer
7. fen editor
8. fen generator
9. pgn viewer
10. chess board editor
11. view famous chess games.



Figure 1.8: Solve this puzzle online by scanning this QR code or go to the link below

<https://gbud.in/gsbl203>

Read the latest article on Hard chess puzzle - # 0013 - Gain rook by scanning this QR code or click the link

Previous article : « [Hard chess puzzle - # 0012 - Mate in 4 moves](#)

Next article : [Hard chess puzzle - # 0014 - Mate in 3 moves](#) »

[Back to top](#)

[Contact Us](#)

© GBud Games 2021



Hard chess puzzle # 0014

By

G Bud Games
<https://gbud.in>

September 23, 2021

Chapter 1

Hard chess puzzle - # 0014 - Mate in 3 moves

Solve this hard chess puzzle and improve your chess games through improvement of your chess strategies and chess tactics. This hard puzzle is a subset of [kids games](#).

Puzzle No : 0014

Difficulty level : hard

Description : Mate in 3 moves

Next Move : White

Player level : Advanced

Short URL for puzzle : <https://gbud.in/blr5vl3>

1.1 Hard chess puzzle 0014



Figure 1.1: Solve this hard chess puzzle 0014. Mate in 3 moves @ <https://gbud.in/blr5vl3>



Figure 1.2: Solve this hard chess puzzle online with solution @ <https://gbud.in/blr5vl3>

1.2 Solution to hard chess puzzle 0014

At this puzzle, next [move](#) is by [White](#). The objective of the puzzle is to Mate in 3 moves.

See the solution at the [puzzle page](#)

1.3 How to view the solution to hard chess puzzle 0014

To view the [solution to this puzzle](#), follow the steps given below

1. Go to the [puzzle page](#)
2. Click the solution button (Key as shown [below](#)) to view the solution



Figure 1.3: Click the solution button to view solutions @ <https://gbud.in/gl5vl3>

1.4 How to get help for moves in the hard chess puzzle 0014

To get help or the possible next moves in the puzzle, , follow the steps given below

1. Go to the [puzzle page](#)
2. Click the help button (exclamation mark as shown [below](#)) to get help or suggestion on next possible [move](#)



Figure 1.4: Click the help button to get help on next move @ <https://gbud.in/blr5vl3>



Figure 1.5: Solve more hard puzzles @ <https://gbud.in/chshdpz>



Figure 1.6: Solve other puzzles @ <https://gbud.in/chsgppz>

1.5 Play chess for free



Figure 1.7: Play chess online for free. Solve puzzles and play with friends

Play chess for free at <https://gbud.in/chs>

We present you a platform to play chess online with friends for free. No need to install any app. You can play chess for free without registration or login.

Simple. You can do several chess related activities.

1. solve chess puzzles
2. learn about chess
3. play chess with computer
4. play chess with friend
5. create your own chess games
6. fen viewer
7. fen editor
8. fen generator
9. pgn viewer
10. chess board editor
11. view famous chess games.



Figure 1.8: Solve this puzzle online by scanning this QR code or go to the link below

<https://gbud.in/blr5vl3>

Read the latest article on Hard chess puzzle - # 0014 - Mate in 3 moves by scanning this QR code or click the link

Previous article : « [Hard chess puzzle - # 0013 - Gain rook](#)

Next article : [Hard chess puzzle - # 0015 - Mate in 3 moves](#) »

[Back to top](#)

[Contact Us](#)

© GBud Games 2021



Hard chess puzzle # 0015

By

G Bud Games
<https://gbud.in>

September 23, 2021

Chapter 1

Hard chess puzzle - # 0015 - Mate in 3 moves

Solve this hard chess puzzle and improve your chess games through improvement of your chess strategies and chess tactics. This hard puzzle is a subset of [kids games](#).

Puzzle No : 0015

Difficulty level : hard

Description : Mate in 3 moves

Next Move : White

Player level : Advanced

Short URL for puzzle : <https://gbud.in/grd5h63>

1.1 Hard chess puzzle 0015




Figure 1.1: Solve this hard chess puzzle 0015. Mate in 3 moves @ <https://gbud.in/grd5h63>



Figure 1.2: Solve this hard chess puzzle online with solution @ <https://gbud.in/grd5h63>

1.2 Solution to hard chess puzzle 0015

At this puzzle, next **move** is by **White**. The objective of the puzzle is to Mate in 3 moves.

See the solution at the [puzzle page](#)

1.2.1 Right moves for the solution to the hard chess puzzle 0015

Based on the objective of the puzzle, you have to make the right moves. Following are the right moves

1. Kc6, Ra4, Ra8#

1.2.2 Explanation for the moves

1. Kc6 - This will stop opponents king from moving to seventh rank.
2. Ra8# - This is called rook mate or box mate
3. For right move - You deserve a big applause. Good work
4. For wrong move - Dont lose hope. You can do better.

1.3 How to view the solution to hard chess puzzle 0015

To view the [solution to this puzzle](#), follow the steps given below

1. Go to the [puzzle page](#)
2. Click the solution button (Key as shown [below](#)) to view the solution



Figure 1.3: Click the solution button to view solutions @ <https://gbud.in/grd5h63>

1.4 How to get help for moves in the hard chess puzzle 0015

To get help or the possible next moves in the puzzle, , follow the steps given below

1. Go to the [puzzle page](#)
2. Click the help button (exclamation mark as shown [below](#)) to get help or suggestion on next possible [move](#)



Figure 1.4: Click the help button to get help on next move @ <https://gbud.in/grd5h63>



Figure 1.5: Solve more hard puzzles @ <https://gbud.in/chshdpz>



Figure 1.6: Solve other puzzles @ <https://gbud.in/chsgppz>

1.5 Play chess for free



Figure 1.7: Play chess online for free. Solve puzzles and play with friends

Play chess for free at <https://gbud.in/chs>

We present you a platform to play chess online with friends for free. No need to install any app. You can play chess for free without registration or login.

Simple. You can do several chess related activities.

1. solve chess puzzles
2. learn about chess
3. play chess with computer
4. play chess with friend
5. create your own chess games
6. fen viewer
7. fen editor
8. fen generator
9. pgn viewer
10. chess board editor
11. view famous chess games.



Figure 1.8: Solve this puzzle online by scanning this QR code or go to the link below

<https://gbud.in/grd5h63>

Read the latest article on Hard chess puzzle - # 0015 - Mate in 3 moves by scanning this QR code or click the link

Previous article : « [Hard chess puzzle - # 0014 - Mate in 3 moves](#)

Next article : [Hard chess puzzle - # 0016 - Mate in 3 moves](#) »

[Back to top](#)

[Contact Us](#)

© GBud Games 2021



Hard chess puzzle # 0016

By

G Bud Games
<https://gbud.in>

September 23, 2021

Chapter 1

Hard chess puzzle - # 0016 - Mate in 3 moves

Solve this hard chess puzzle and improve your chess games through improvement of your chess strategies and chess tactics. This hard puzzle is a subset of [kids games](#).

Puzzle No : 0016

Difficulty level : hard

Description : Mate in 3 moves

Next Move : White

Player level : Advanced

Short URL for puzzle : <https://gbud.in/glw9q33>

1.1 Hard chess puzzle 0016



Figure 1.1: Solve this hard chess puzzle 0016. Mate in 3 moves @ <https://gbud.in/glw9q33>



Figure 1.2: Solve this hard chess puzzle online with solution @ <https://gbud.in/glw9q33>

1.2 Solution to hard chess puzzle 0016

At this puzzle, next **move** is by **White**. The objective of the puzzle is to Mate in 3 moves.

See the solution at the [puzzle page](#)

1.2.1 Right moves for the solution to the hard chess puzzle 0016

Based on the objective of the puzzle, you have to make the right moves. Following are the right moves

1. Kc7, Bd4+, Bd5#

1.2.2 Explanation for the moves

1. Kc7 - This move will restrict the moves of opponents king
2. Bd5# - This is called king and two bishops mate
3. For right move - Your moves of bishops and king are clever.
4. For wrong move - You missed a very narrow opportunity of check-mate. Try again

1.3 How to view the solution to hard chess puzzle 0016

To view the [solution to this puzzle](#), follow the steps given below

1. Go to the [puzzle page](#)
2. Click the solution button (Key as shown [below](#)) to view the solution



Figure 1.3: Click the solution button to view solutions @ <https://gbud.in/glw9q33>

1.4 How to get help for moves in the hard chess puzzle 0016

To get help or the possible next moves in the puzzle, , follow the steps given below

1. Go to the [puzzle page](#)
2. Click the help button (exclamation mark as shown [below](#)) to get help or suggestion on next possible [move](#)



Figure 1.4: Click the help button to get help on next move @ <https://gbud.in/glw9q33>



Figure 1.5: Solve more hard puzzles @ <https://gbud.in/chshdpz>



Figure 1.6: Solve other puzzles @ <https://gbud.in/chsgppz>

1.5 Play chess for free



Figure 1.7: Play chess online for free. Solve puzzles and play with friends

Play chess for free at <https://gbud.in/chs>

We present you a platform to play chess online with friends for free. No need to install any app. You can play chess for free without registration or login.

Simple. You can do several chess related activities.

1. solve chess puzzles
2. learn about chess
3. play chess with computer
4. play chess with friend
5. create your own chess games
6. fen viewer
7. fen editor
8. fen generator
9. pgn viewer
10. chess board editor
11. view famous chess games.



Figure 1.8: Solve this puzzle online by scanning this QR code or go to the link below

<https://gbud.in/glw9q33>

Read the latest article on Hard chess puzzle - # 0016 - Mate in 3 moves by scanning this QR code or click the link

Previous article : « [Hard chess puzzle - # 0015 - Mate in 3 moves](#)

Next article : [Hard chess puzzle - # 0017 - Mate in 3 moves](#) »

[Back to top](#)

[Contact Us](#)

© GBud Games 2021



Hard chess puzzle # 0017

By

G Bud Games
<https://gbud.in>

September 23, 2021

Chapter 1

Hard chess puzzle - # 0017 - Mate in 3 moves

Solve this hard chess puzzle and improve your chess games through improvement of your chess strategies and chess tactics. This hard puzzle is a subset of [kids games](#).

Puzzle No : 0017

Difficulty level : hard

Description : Mate in 3 moves

Next Move : White

Player level : Advanced

Short URL for puzzle : <https://gbud.in/g1zxd33>

1.1 Hard chess puzzle 0017



Figure 1.1: Solve this hard chess puzzle 0017. Mate in 3 moves @ <https://gbud.in/g1zxd33>



Figure 1.2: Solve this hard chess puzzle online with solution @ <https://gbud.in/g1zxd33>

1.2 Solution to hard chess puzzle 0017

At this puzzle, next **move** is by **White**. The objective of the puzzle is to Mate in 3 moves.

See the solution at the [puzzle page](#)

1.2.1 Right moves for the solution to the hard chess puzzle 0017

Based on the objective of the puzzle, you have to make the right moves. Following are the right moves

1. Qxb7+, Bc6+, Nd7#
2. Qxb7+, Bc6+, Na6#

1.2.2 Explanation for the moves

1. Na6# - This is called suffocation mate
2. Nd7# - This is called suffocation mate
3. Qxb7+ - This sacrifice of queen is necessary for checkmate
4. For right move - You did not hesitate to sacrifice the queen for a checkmate. Bold moves
5. For wrong move - You could have sacrificed the queen and mate in 3 moves. Dont give up

1.3 Categories of hard chess puzzle 0017

This hard chess puzzle falls in these categories.

1. [Hard chess puzzles](#)
2. [Sacrifice puzzles in chess](#)
3. [Mate in 3 puzzles in chess](#)
4. [Endgame puzzles in chess](#)

1.4 How to view the solution to hard chess puzzle 0017

To view the [solution to this puzzle](#), follow the steps given below

1. Go to the [puzzle page](#)
2. Click the solution button (Key as shown [below](#)) to view the solution



Figure 1.3: Click the solution button to view solutions @ <https://gbud.in/g1zxd33>

1.5 How to get help for moves in the hard chess puzzle 0017

To get help or the possible next moves in the puzzle, , follow the steps given below

1. Go to the [puzzle page](#)
2. Click the help button (exclamation mark as shown [below](#)) to get help or suggestion on next possible [move](#)



Figure 1.4: Click the help button to get help on next move @ <https://gbud.in/g1zxd33>



Figure 1.5: Solve more hard puzzles @ <https://gbud.in/chshdpz>



Figure 1.6: Solve other puzzles @ <https://gbud.in/chsgppz>

1.6 Play chess for free



Figure 1.7: Play chess online for free. Solve puzzles and play with friends

Play chess for free at <https://gbud.in/chs>

We present you a platform to play chess online with friends for free. No need to install any app. You can play chess for free without registration or login.

Simple. You can do several chess related activities.

1. solve chess puzzles
2. learn about chess
3. play chess with computer
4. play chess with friend
5. create your own chess games
6. fen viewer
7. fen editor
8. fen generator
9. pgn viewer
10. chess board editor
11. view famous chess games.



Figure 1.8: Solve this puzzle online by scanning this QR code or go to the link below

<https://gbud.in/g1zxd33>

Read the latest article on Hard chess puzzle - # 0017 - Mate in 3 moves by scanning this QR code or click the link

Previous article : « [Hard chess puzzle - # 0016 - Mate in 3 moves](#)

Next article : [Hard chess puzzle - # 0018 - Mate in 3 moves](#) »

[Back to top](#)

[Contact Us](#)

© GBud Games 2021



Hard chess puzzle # 0018

By

G Bud Games
<https://gbud.in>

September 23, 2021

Chapter 1

Hard chess puzzle - # 0018 - Mate in 3 moves

Solve this hard chess puzzle and improve your chess games through improvement of your chess strategies and chess tactics. This hard puzzle is a subset of [kids games](#).

Puzzle No : 0018

Difficulty level : hard

Description : Mate in 3 moves

Next Move : White

Player level : Advanced

Short URL for puzzle : <https://gbud.in/g3v3nc3>

1.1 Hard chess puzzle 0018




Figure 1.1: Solve this hard chess puzzle 0018. Mate in 3 moves @ <https://gbud.in/g3v3nc3>



Figure 1.2: Solve this hard chess puzzle online with solution @ <https://gbud.in/g3v3nc3>

1.2 Solution to hard chess puzzle 0018

At this puzzle, next **move** is by **White**. The objective of the puzzle is to Mate in 3 moves.

See the solution at the [puzzle page](#)

1.2.1 Right moves for the solution to the hard chess puzzle 0018

Based on the objective of the puzzle, you have to make the right moves. Following are the right moves

1. Rb8+, d8=Q+, Ng5#
2. Rb8+, d8=Q+, Nd6#

1.2.2 Explanation for the moves

1. Rb8+ - This sacrifice of rook is required as it stops the knight from capturing the promoted queen
2. d8=Q+ - This is called promotion
3. For right move - You used sacrifice and promotion effectively to check-mate
4. For wrong move - It seems you underestimated the power of promotion and sacrifice.

1.3 Categories of hard chess puzzle 0018

This hard chess puzzle falls in these categories.

1. [Hard chess puzzles](#)
2. [Sacrifice puzzles in chess](#)
3. [Mate in 3 puzzles in chess](#)
4. [Endgame puzzles in chess](#)

1.4 How to view the solution to hard chess puzzle 0018

To view the [solution to this puzzle](#), follow the steps given below

1. Go to the [puzzle page](#)
2. Click the solution button (Key as shown [below](#)) to view the solution



Figure 1.3: Click the solution button to view solutions @ <https://gbud.in/g3v3nc3>

1.5 How to get help for moves in the hard chess puzzle 0018

To get help or the possible next moves in the puzzle, , follow the steps given below

1. Go to the [puzzle page](#)
2. Click the help button (exclamation mark as shown [below](#)) to get help or suggestion on next possible [move](#)



Figure 1.4: Click the help button to get help on next move @ <https://gbud.in/g3v3nc3>



Figure 1.5: Solve more hard puzzles @ <https://gbud.in/chshdpz>



Figure 1.6: Solve other puzzles @ <https://gbud.in/chsgppz>

1.6 Play chess for free



Figure 1.7: Play chess online for free. Solve puzzles and play with friends

Play chess for free at <https://gbud.in/chs>

We present you a platform to play chess online with friends for free. No need to install any app. You can play chess for free without registration or login.

Simple. You can do several chess related activities.

1. solve chess puzzles
2. learn about chess
3. play chess with computer
4. play chess with friend
5. create your own chess games
6. fen viewer
7. fen editor
8. fen generator
9. pgn viewer
10. chess board editor
11. view famous chess games.



Figure 1.8: Solve this puzzle online by scanning this QR code or go to the link below

<https://gbud.in/g3v3nc3>

Read the latest article on Hard chess puzzle - # 0018 - Mate in 3 moves by scanning this QR code or click the link

Previous article : « [Hard chess puzzle - # 0017 - Mate in 3 moves](#)

Next article : [Hard chess puzzle - # 0019 - Mate in 3 moves](#) »

[Back to top](#)

[Contact Us](#)

© GBud Games 2021



Hard chess puzzle # 0019

By

G Bud Games
<https://gbud.in>

September 23, 2021

Chapter 1

Hard chess puzzle - # 0019 - Mate in 3 moves

Solve this hard chess puzzle and improve your chess games through improvement of your chess strategies and chess tactics. This hard puzzle is a subset of [kids games](#).

Puzzle No : 0019

Difficulty level : hard

Description : Mate in 3 moves

Next Move : White

Player level : Advanced

Short URL for puzzle : <https://gbud.in/gwf9vy3>

1.1 Hard chess puzzle 0019



Figure 1.1: Solve this hard chess puzzle 0019. Mate in 3 moves @ <https://gbud.in/gwf9vy3>



Figure 1.2: Solve this hard chess puzzle online with solution @ <https://gbud.in/gwf9vy3>

1.2 Solution to hard chess puzzle 0019

At this puzzle, next **move** is by **White**. The objective of the puzzle is to Mate in 3 moves.

See the solution at the [puzzle page](#)

1.2.1 Right moves for the solution to the hard chess puzzle 0019

Based on the objective of the puzzle, you have to make the right moves. Following are the right moves

1. Rg5, c3+, b3#

1.2.2 Explanation for the moves

1. Rg5 - This will not allow the king to move to fifth rank
2. c3+ - King has only one square to move
3. b3# - This is called pawn mate or David and Goliath mate as a pawn is giving a checkmate
4. For right move - You had a checkmate using a pawn. Great work
5. For wrong move - Pawns could be very useful in endgames. You missed it. Try again

1.3 Categories of hard chess puzzle 0019

This hard chess puzzle falls in these categories.

1. [Hard chess puzzles](#)
2. [Mate in 3 puzzles in chess](#)
3. [Endgame puzzles in chess](#)

1.4 How to view the solution to hard chess puzzle 0019

To view the [solution to this puzzle](#), follow the steps given below

1. Go to the [puzzle page](#)
2. Click the solution button (Key as shown [below](#)) to view the solution



Figure 1.3: Click the solution button to view solutions @ <https://gbud.in/gwf9vy3>

1.5 How to get help for moves in the hard chess puzzle 0019

To get help or the possible next moves in the puzzle, , follow the steps given below

1. Go to the [puzzle page](#)
2. Click the help button (exclamation mark as shown [below](#)) to get help or suggestion on next possible [move](#)



Figure 1.4: Click the help button to get help on next move @ <https://gbud.in/gwf9vy3>



Figure 1.5: Solve more hard puzzles @ <https://gbud.in/chshdpz>



Figure 1.6: Solve other puzzles @ <https://gbud.in/chsgppz>

1.6 Play chess for free



Figure 1.7: Play chess online for free. Solve puzzles and play with friends

Play chess for free at <https://gbud.in/chs>

We present you a platform to play chess online with friends for free. No need to install any app. You can play chess for free without registration or login.

Simple. You can do several chess related activities.

1. solve chess puzzles
2. learn about chess
3. play chess with computer
4. play chess with friend
5. create your own chess games
6. fen viewer
7. fen editor
8. fen generator
9. pgn viewer
10. chess board editor
11. view famous chess games.



Figure 1.8: Solve this puzzle online by scanning this QR code or go to the link below

<https://gbud.in/gwf9vy3>

Read the latest article on Hard chess puzzle - # 0019 - Mate in 3 moves by scanning this QR code or click the link

Previous article : « [Hard chess puzzle - # 0018 - Mate in 3 moves](#)

Next article : [Hard chess puzzle - # 0020 - Mate in 3 moves](#) »

[Back to top](#)

[Contact Us](#)

© GBud Games 2021



Hard chess puzzle # 0020

By

G Bud Games
<https://gbud.in>

September 23, 2021

Chapter 1

Hard chess puzzle - # 0020 - Mate in 3 moves

Solve this hard chess puzzle and improve your chess games through improvement of your chess strategies and chess tactics. This hard puzzle is a subset of [kids games](#).

Puzzle No : 0020

Difficulty level : hard

Description : Mate in 3 moves

Next Move : White

Player level : Advanced

Short URL for puzzle : <https://gbud.in/glk1bh3>

1.1 Hard chess puzzle 0020



Figure 1.1: Solve this hard chess puzzle 0020. Mate in 3 moves @ <https://gbud.in/glk1bh3>



Figure 1.2: Solve this hard chess puzzle online with solution @ <https://gbud.in/glk1bh3>

1.2 Solution to hard chess puzzle 0020

At this puzzle, next **move** is by **White**. The objective of the puzzle is to Mate in 3 moves.

See the solution at the [puzzle page](#)

1.2.1 Right moves for the solution to the hard chess puzzle 0020

Based on the objective of the puzzle, you have to make the right moves. Following are the right moves

1. Rxf6, Nxf6+, Qxh7#

1.2.2 Explanation for the moves

1. Rxf6 - This is a sacrifice to remove support to h7 by the knight.
2. Nxf6+ - King is kind of trapped and it can not capture the knight since it is supported by the bishop
3. For right move - You had your right moves. keep it up.
4. For wrong move - Some sacrifice and series of checks would have made you won. Try again

1.3 Categories of hard chess puzzle 0020

This hard chess puzzle falls in these categories.

1. [Hard chess puzzles](#)
2. [Sacrifice puzzles in chess](#)
3. [Mate in 3 puzzles in chess](#)
4. [Endgame puzzles in chess](#)

1.4 How to view the solution to hard chess puzzle 0020

To view the [solution to this puzzle](#), follow the steps given below

1. Go to the [puzzle page](#)
2. Click the solution button (Key as shown [below](#)) to view the solution



Figure 1.3: Click the solution button to view solutions @ <https://gbud.in/glk1bh3>

1.5 How to get help for moves in the hard chess puzzle 0020

To get help or the possible next moves in the puzzle, , follow the steps given below

1. Go to the [puzzle page](#)
2. Click the help button (exclamation mark as shown [below](#)) to get help or suggestion on next possible [move](#)



Figure 1.4: Click the help button to get help on next move @ <https://gbud.in/glk1bh3>



Figure 1.5: Solve more hard puzzles @ <https://gbud.in/chshdpz>



Figure 1.6: Solve other puzzles @ <https://gbud.in/chsgppz>

1.6 Play chess for free



Figure 1.7: Play chess online for free. Solve puzzles and play with friends

Play chess for free at <https://gbud.in/chs>

We present you a platform to play chess online with friends for free. No need to install any app. You can play chess for free without registration or login.

Simple. You can do several chess related activities.

1. solve chess puzzles
2. learn about chess
3. play chess with computer
4. play chess with friend
5. create your own chess games
6. fen viewer
7. fen editor
8. fen generator
9. pgn viewer
10. chess board editor
11. view famous chess games.



Figure 1.8: Solve this puzzle online by scanning this QR code or go to the link below

<https://gbud.in/glk1bh3>

Read the latest article on Hard chess puzzle - # 0020 - Mate in 3 moves by scanning this QR code or click the link

Previous article : « [Hard chess puzzle - # 0019 - Mate in 3 moves](#)

Next article : [Hard chess puzzles](#) »

[Back to top](#)

[Contact Us](#)

© GBud Games 2021



Hard Chess Puzzle # 0021

By

G Bud Games
<https://gbud.in>

September 25, 2021

Chapter 1

Hard Chess puzzle # 0021 - Mate in 3 moves

Solve this hard chess puzzle and improve your chess games through improvement of your chess strategies and chess tactics. This hard puzzle is a subset of [kids games](#).

Puzzle No : 0021

Difficulty level : hard

Description : Mate in 3 moves

Next Move : White

Player level : Advanced

Short URL for puzzle : <https://gbud.in/gysbk53>

1.1 Hard chess puzzle 0021




Figure 1.1: Solve this hard chess puzzle 0021. Mate in 3 moves @ <https://gbud.in/gysbk53>



Figure 1.2: Solve this hard chess puzzle online with solution @ <https://gbud.in/gysbk53>

1.2 Solution to hard chess puzzle 0021

At this puzzle, next **move** is by **White**. The objective of the puzzle is to mate in 3 moves.

See the solution at the [puzzle page](#)

1.2.1 Solution 1

1.2.1.1 Initial board position

This is the initial board position of hard chess puzzle 0021.




Figure 1.3: Initial board position of hard chess puzzle 0021

1.2.1.2 Move 1

Move by white




Figure 1.4: Kb6 - This is a crucial move since this will not allow the opponents king to move to seventh rank

1.2.1.3 Move 2

Move by black




Figure 1.5: Kb8 - Opponent's king has only b8 to move

1.2.1.4 Move 3

Move by white




Figure 1.6: Nd7+ - This will force the opponents king to the corner square a8

1.2.1.5 Move 4

Move by black




Figure 1.7: Ka8 - Opponents king is pushed to a corner so that you can have a checkmate

1.2.1.6 Move 5

Move by white




Figure 1.8: Bb7# - This move is a checkmate move

1.2.2 Right moves for the solution to the hard chess puzzle 0021

Based on the objective of the puzzle, you have to make the right moves. Following are the right moves

1. Kb6, Nd7+, Bb7#

1.2.3 Explanation for the moves

1. Kb6 - This is a crucial move since this will not allow the opponents king to move to seventh rank
2. Nd7+ - This will force the opponents king to the corner square a8
3. Bb7# - This move is a checkmate move
4. Kb8 - Opponent's king has only b8 to move
5. Ka8 - Opponents king is pushed to a corner so that you can have a checkmate
6. For right move - You moved wisely so that the opponents king could not escape from your attack.
7. For wrong move - You should have restricted the movement of opponents king. Try once more

1.3 Categories of hard chess puzzle 0021

This hard chess puzzle falls in these categories.

1. [Hard chess puzzles](#)
2. [Mate in 3 puzzles in chess](#)
3. [Endgame puzzles in chess](#)

1.4 How to view the solution to hard chess puzzle 0021

To view the [solution to this puzzle](#), follow the steps given below

1. Go to the [puzzle page](#)
2. Click the solution button (Key as shown [below](#)) to view the solution

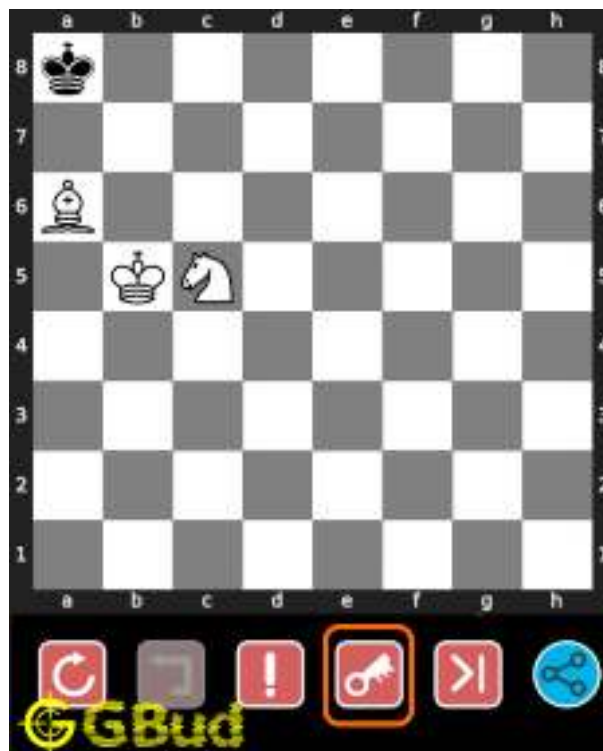


Figure 1.9: Click the solution button to view solutions @ <https://gbud.in/gysbk53>

1.5 How to get help for moves in the hard chess puzzle 0021

To get help or the possible next moves in the puzzle, , follow the steps given below

1. Go to the [puzzle page](#)
2. Click the help button (exclamation mark as shown [below](#)) to get help or suggestion on next possible [move](#)

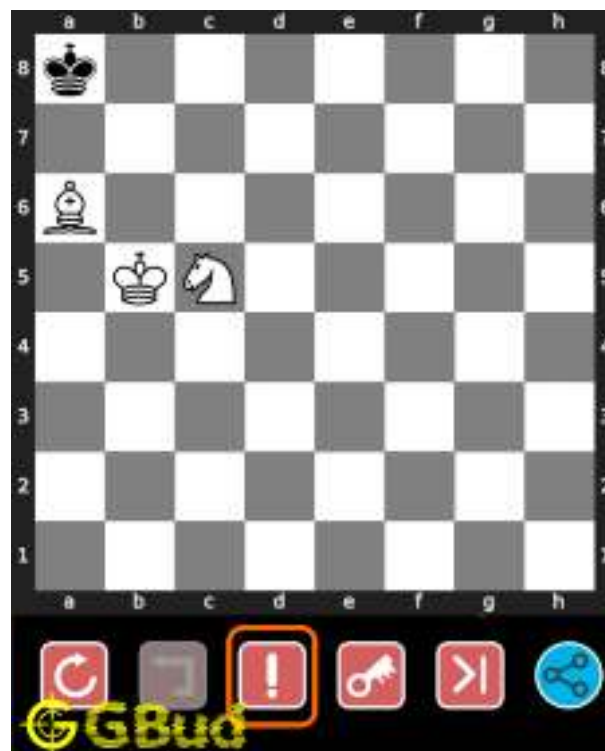


Figure 1.10: Click the help button to get help on next move @ <https://gbud.in/gysbk53>



Figure 1.11: Solve more hard puzzles @ <https://gbud.in/chshdpz>



Figure 1.12: Solve other puzzles @ <https://gbud.in/chsgppz>

1.6 Play chess for free



Figure 1.13: Play chess online for free. Solve puzzles and play with friends

Play chess for free at <https://gbud.in/chs>

We present you a platform to play chess online with friends for free. No need to install any app. You can play chess for free without registration or login.

Simple. You can do several chess related activities.

1. [solve chess puzzles](#)
2. [learn about chess](#)

3. [play chess with computer](#)
4. [play chess with friend](#)
5. [create your own chess games](#)
6. [fen viewer](#)
7. [fen editor](#)
8. [fen generator](#)
9. [pgn viewer](#)
10. [chess board editor](#)
11. [view famous chess games.](#)



Figure 1.14: Solve this puzzle online by scanning this QR code or go to the link below

<https://gbud.in/gysbk53>

Read the latest article on Hard Chess puzzle # 0021 - Mate in 3 moves by scanning this QR code or click the link

Previous article : « [Hard chess puzzle - # 0020 - Mate in 3 moves](#)

Next article : [Hard Chess puzzle # 0022 - Mate in 3 moves](#) »

Access the latest version of this article at
<https://gbud.in/blog/game/chess/hard-chess-puzzles/hard-chess-puzzle-0021.html>

[Back to top](#)

[Contact Us](#)

© GBud Games 2021



Hard Chess Puzzle # 0022

By

G Bud Games
<https://gbud.in>

September 25, 2021

| | | |
|------|---|----|
| 1.17 | Kxd8 - The king is forced to captured the queen as it has no other squares to move. It is falling into the trap | 20 |
| 1.18 | Nc6+ - This is a double discovered attack since the knight also attacks the king and it opens another attack from the rook. The king is forced to move. | 21 |
| 1.19 | Kc8 - The king moves to c8 as it is one of the two squares free | 22 |
| 1.20 | Na7# - The knight can not be captured by any piece and the king can not move to d file due to the presence of the rook. Hence it is a checkmate | 23 |
| 1.21 | Click the solution button to view solutions @ https://gbud.in/ggbrx43 | 25 |
| 1.22 | Click the help button to get help on next move @ https://gbud.in/ggbrx43 | 26 |
| 1.23 | Solve more hard puzzles @ https://gbud.in/chshdpz | 26 |
| 1.24 | Solve other puzzles @ https://gbud.in/chsgppz | 26 |
| 1.25 | Play chess online for free. Solve puzzles and play with friends | 27 |
| 1.26 | Solve this puzzle online by scanning this QR code or go to the link below | 28 |

Chapter 1

Hard Chess puzzle # 0022 - Mate in 3 moves

Solve this hard chess puzzle and improve your chess games through improvement of your chess strategies and chess tactics. This hard puzzle is a subset of [kids games](#).

Puzzle No : 0022

Difficulty level : hard

Description : Mate in 3 moves

Next Move : White

Player level : Advanced

Short URL for puzzle : <https://gbud.in/ggbrx43>

1.1 Hard chess puzzle 0022



Figure 1.1: Solve this hard chess puzzle 0022. Mate in 3 moves @ <https://gbud.in/ggbrx43>



Figure 1.2: Solve this hard chess puzzle online with solution @ <https://gbud.in/ggbrx43>

1.2 Solution to hard chess puzzle 0022

At this puzzle, next **move** is by **White**. The objective of the puzzle is to mate in 3 moves.

See the solution at the [puzzle page](#)

1.2.1 Solution 1

1.2.1.1 Initial board position

This is the initial board position of hard chess puzzle 0022.



Figure 1.3: Initial board position of hard chess puzzle 0022

1.2.1.2 Move 1

Move by white



Figure 1.4: Qd8+ - This is a decoy to pull the king to a vulnerable square. The queen is sacrificed for a purpose

1.2.1.3 Move 2

Move by black




Figure 1.5: Kxd8 - The king is forced to capture the queen as it has no other squares to move. It is falling into the trap

1.2.1.4 Move 3

Move by white




Figure 1.6: Nc6+ - This is a double discovered attack since the knight also attacks the king and it opens another attack from the rook. The king is forced to move.

1.2.1.5 Move 4

Move by black




Figure 1.7: Ke8 - The king moves to e8 as it is one of the two squares free

1.2.1.6 Move 5

Move by white



Figure 1.8: Rd8# - The rook can not be captured since it is supported by the knight

1.2.2 Solution 2

1.2.2.1 Initial board position

This is the initial board position of hard chess puzzle 0022.



Figure 1.9: Initial board position of hard chess puzzle 0022

1.2.2.2 Move 1

Move by white



Figure 1.10: Qd8+ - This is a decoy to pull the king to a vulnerable square. The queen is sacrificed for a purpose

1.2.2.3 Move 2

Move by black




Figure 1.11: Kxd8 - The king is forced to capture the queen as it has no other squares to move. It is falling into the trap

1.2.2.4 Move 3

Move by white




Figure 1.12: Nc6+ - This is a double discovered attack since the knight also attacks the king and it opens another attack from the rook. The king is forced to move.

1.2.2.5 Move 4

Move by black



Figure 1.13: Kc8 - The king moves to c8 as it is one of the two squares free

1.2.2.6 Move 5

Move by white



Figure 1.14: Rd8# - The rook can not be captured since it is supported by the knight

1.2.3 Solution 3

1.2.3.1 Initial board position

This is the initial board position of hard chess puzzle 0022.



Figure 1.15: Initial board position of hard chess puzzle 0022

1.2.3.2 Move 1

Move by white



Figure 1.16: Qd8+ - This is a decoy to pull the king to a vulnerable square. The queen is sacrificed for a purpose

1.2.3.3 Move 2

Move by black




Figure 1.17: Kxd8 - The king is forced to capture the queen as it has no other squares to move. It is falling into the trap

1.2.3.4 Move 3

Move by white



Figure 1.18: Nc6+ - This is a double discovered attack since the knight also attacks the king and it opens another attack from the rook. The king is forced to move.

1.2.3.5 Move 4

Move by black



Figure 1.19: Kc8 - The king moves to c8 as it is one of the two squares free

1.2.3.6 Move 5

Move by white



Figure 1.20: Na7# - The knight can not be captured by any piece and the king can not move to d file due to the presence of the rook. Hence it is a checkmate

1.2.4 Right moves for the solution to the hard chess puzzle 0022

Based on the objective of the puzzle, you have to make the right moves. Following are the right moves

1. Qd8+, Nc6+, Rd8#
2. Qd8+, Nc6+, Na7#

1.2.5 Explanation for the moves

1. Qd8+ - This is a decoy to pull the king to a vulnerable square. The queen is sacrificed for a purpose
2. Nc6+ - This is a double discovered attack since the knight also attacks the king and it opens another attack from the rook. The king is forced to move.
3. Rd8# - The rook can not be captured since it is supported by the knight

4. Na7# - The knight can not be captured by any piece and the king can not move to d file due to the presence of the rook. Hence it is a checkmate
5. Kxd8 - The king is forced to capture the queen as it has no other squares to move. It is falling into the trap
6. Ke8 - The king moves to e8 as it is one of the two squares free
7. Kc8 - The king moves to c8 as it is one of the two squares free
8. For right move - You know exactly which moves will give you victory
9. For wrong move - You might want to revise your moves as you missed the winning moves

1.3 Categories of hard chess puzzle 0022

This hard chess puzzle falls in these categories.

1. [Hard chess puzzles](#)
2. [Sacrifice puzzles in chess](#)
3. [Mate in 3 puzzles in chess](#)
4. [Endgame puzzles in chess](#)
5. [Decoy puzzles in chess](#)

1.4 How to view the solution to hard chess puzzle 0022

To view the [solution to this puzzle](#), follow the steps given below

1. Go to the [puzzle page](#)
2. Click the solution button (Key as shown [below](#)) to view the solution



Figure 1.21: Click the solution button to view solutions @ <https://gbud.in/ggbrx43>

1.5 How to get help for moves in the hard chess puzzle 0022

To get help or the possible next moves in the puzzle, , follow the steps given below

1. Go to the [puzzle page](#)
2. Click the help button (exclamation mark as shown [below](#)) to get help or suggestion on next possible [move](#)



Figure 1.22: Click the help button to get help on next move @ <https://gbud.in/ggbrx43>



Figure 1.23: Solve more hard puzzles @ <https://gbud.in/chshdpz>



Figure 1.24: Solve other puzzles @ <https://gbud.in/chsgppz>

1.6 Play chess for free



Figure 1.25: Play chess online for free. Solve puzzles and play with friends

Play chess for free at <https://gbud.in/chs>

We present you a platform to play chess online with friends for free. No need to install any app. You can play chess for free without registration or login.

Simple. You can do several chess related activities.

1. solve chess puzzles
2. learn about chess
3. play chess with computer
4. play chess with friend
5. create your own chess games
6. fen viewer
7. fen editor
8. fen generator
9. pgn viewer
10. chess board editor
11. view famous chess games.



Figure 1.26: Solve this puzzle online by scanning this QR code or go to the link below

<https://gbud.in/ggbrx43>

Read the latest article on Hard Chess puzzle # 0022 - Mate in 3 moves by scanning this QR code or click the link

Previous article : « [Hard Chess puzzle # 0021 - Mate in 3 moves](#)

Next article : [Hard Chess puzzle # 0023 - Mate in 5 moves](#) »

[Back to top](#)

[Contact Us](#)

© GBud Games 2021



Hard Chess Puzzle # 0023

By

G Bud Games
<https://gbud.in>

September 25, 2021

| | | |
|------|---|----|
| 1.19 | Ke1 - The king is moving towards your rook intending to capture it | 22 |
| 1.20 | a2 - Opponents king is also nearby | 23 |
| 1.21 | Kd1 - The king has to move only one more square for it to go near your rook to capture it. You have to end the game before that | 24 |
| 1.22 | a1=R# - The pawn is promoted to a rook and had a checkmate. This checkmate is called ladder mate | 25 |
| 1.23 | Click the solution button to view solutions @ https://gbud.in/g5mlr03 | 27 |
| 1.24 | Click the help button to get help on next move @ https://gbud.in/g5mlr03 | 28 |
| 1.25 | Solve more hard puzzles @ https://gbud.in/chshdpz | 28 |
| 1.26 | Solve other puzzles @ https://gbud.in/chsgppz | 28 |
| 1.27 | Play chess online for free. Solve puzzles and play with friends | 29 |
| 1.28 | Solve this puzzle online by scanning this QR code or go to the link below | 30 |

Chapter 1

Hard Chess puzzle # 0023 - Mate in 5 moves

Solve this hard chess puzzle and improve your chess games through improvement of your chess strategies and chess tactics. This hard puzzle is a subset of [kids games](#).

Puzzle No : 0023

Difficulty level : hard

Description : Mate in 5 moves

Next Move : Black

Player level : Advanced

Short URL for puzzle : <https://gbud.in/g5mlr03>

1.1 Hard chess puzzle 0023




Figure 1.1: Solve this hard chess puzzle 0023. Mate in 5 moves @ <https://gbud.in/g5mlr03>



Figure 1.2: Solve this hard chess puzzle online with solution @ <https://gbud.in/g5mlr03>

1.2 Solution to hard chess puzzle 0023

At this puzzle, next [move](#) is by [Black](#). The objective of the puzzle is to mate in 5 moves.

See the solution at the [puzzle page](#)

1.2.1 Solution 1

1.2.1.1 Initial board position

This is the initial board position of hard chess puzzle 0023.




Figure 1.3: Initial board position of hard chess puzzle 0023

1.2.1.2 Move 1

Move by black




Figure 1.4: Rc2+ - This check has two purposes. first one is to force the king to move to first rank and the second one is to remove the pawn at b2 that stops the promotion of your pawn

1.2.1.3 Move 2

Move by white




Figure 1.5: Kg1 - The king has to move to first rank since the third rank is attacked by your king

1.2.1.4 Move 3

Move by black




Figure 1.6: Rxb2 - The obstacle to the promotion is removed

1.2.1.5 Move 4

Move by white




Figure 1.7: Kf1 - Opponent king can move only along the first rank since second rank is attacked by your rook

1.2.1.6 Move 5

Move by black




Figure 1.8: a3 - Only two more squares to become a queen or rook.

1.2.1.7 Move 6

Move by white




Figure 1.9: Ke1 - The king is moving towards your rook intending to capture it

1.2.1.8 Move 7

Move by black




Figure 1.10: a2 - Opponents king is also nearby

1.2.1.9 Move 8

Move by white




Figure 1.11: Kd1 - The king has to move only one more square for it to go near your rook to capture it. You have to end the game before that

1.2.1.10 Move 9

Move by black




Figure 1.12: a1=Q# - The pawn is promoted to a queen and had a checkmate. This checkmate is called ladder mate

1.2.2 Solution 2

1.2.2.1 Initial board position

This is the initial board position of hard chess puzzle 0023.




Figure 1.13: Initial board position of hard chess puzzle 0023

1.2.2.2 Move 1

Move by black




Figure 1.14: Rc2+ - This check has two purposes. first one is to force the king to move to first rank and the second one is to remove the pawn at b2 that stops the promotion of your pawn

1.2.2.3 Move 2

Move by white




Figure 1.15: Kg1 - The king has to move to first rank since the third rank is attacked by your king

1.2.2.4 Move 3

Move by black




Figure 1.16: Rxb2 - The obstacle to the promotion is removed

1.2.2.5 Move 4

Move by white




Figure 1.17: Kf1 - Opponent king can move only along the first rank since second rank is attacked by your rook

1.2.2.6 Move 5

Move by black




Figure 1.18: a3 - Only two more squares to become a queen or rook.

1.2.2.7 Move 6

Move by white




Figure 1.19: Ke1 - The king is moving towards your rook intending to capture it

1.2.2.8 Move 7

Move by black




Figure 1.20: a2 - Opponents king is also nearby

1.2.2.9 Move 8

Move by white




Figure 1.21: Kd1 - The king has to move only one more square for it to go near your rook to capture it. You have to end the game before that

1.2.2.10 Move 9

Move by black




Figure 1.22: a1=R# - The pawn is promoted to a rook and had a checkmate. This checkmate is called ladder mate

1.2.3 Right moves for the solution to the hard chess puzzle 0023

Based on the objective of the puzzle, you have to make the right moves. Following are the right moves

1. Rc2+, Rxb2, a3, a2, a1=Q#
2. Rc2+, Rxb2, a3, a2, a1=R#

1.2.4 Explanation for the moves

1. Kg1 - The king has to move to first rank since the third rank is attacked by your king
2. Kf1 - Opponent king can move only along the first rank since second rank is attacked by your rook
3. Ke1 - The king is moving towards your rook intending to capture it
4. Kd1 - The king has to move only one more square for it to go near your rook to capture it. You have to end the game before that
5. Rc2+ - This check has two purposes. first one is to force the king to move to first rank and the second one is to remove the pawn at b2

that stops the promotion of your pawn

6. Rxb2 - The obstacle to the promotion is removed
7. a3 - Only two more squares to become a queen or rook.
8. a2 - Opponents king is also nearby
9. a1=Q# - The pawn is promoted to a queen and had a checkmate. This checkmate is called ladder mate
10. a1=R# - The pawn is promoted to a rook and had a checkmate. This checkmate is called ladder mate
11. For right move - It needs tremendous effort to calculate these long moves. You have that persistence
12. For wrong move - It seems you lost somewhere, correct your mistakes. You can do it.

1.3 Categories of hard chess puzzle 0023

This hard chess puzzle falls in these categories.

1. [Hard chess puzzles](#)
2. [Endgame puzzles in chess](#)
3. [Promotion puzzles in chess](#)

1.4 How to view the solution to hard chess puzzle 0023

To view the [solution to this puzzle](#), follow the steps given below

1. Go to the [puzzle page](#)
2. Click the solution button (Key as shown [below](#)) to view the solution



Figure 1.23: Click the solution button to view solutions @ <https://gbud.in/g5mlr03>

1.5 How to get help for moves in the hard chess puzzle 0023

To get help or the possible next moves in the puzzle, , follow the steps given below

1. Go to the [puzzle page](#)
2. Click the help button (exclamation mark as shown [below](#)) to get help or suggestion on next possible [move](#)



Figure 1.24: Click the help button to get help on next move @ <https://gbud.in/g5mlr03>



Figure 1.25: Solve more hard puzzles @ <https://gbud.in/chshdpz>



Figure 1.26: Solve other puzzles @ <https://gbud.in/chsgppz>

1.6 Play chess for free



Figure 1.27: Play chess online for free. Solve puzzles and play with friends

Play chess for free at <https://gbud.in/chs>

We present you a platform to [play chess online with friends for free](https://gbud.in/chs). No need to install any app. You can [play chess for free without registration or login](https://gbud.in/chs).

Simple. You can do several chess related activities.

1. [solve chess puzzles](#)
2. [learn about chess](#)
3. [play chess with computer](#)
4. [play chess with friend](#)
5. [create your own chess games](#)
6. [fen viewer](#)
7. [fen editor](#)
8. [fen generator](#)
9. [pgn viewer](#)
10. [chess board editor](#)
11. [view famous chess games](#).



Figure 1.28: Solve this puzzle online by scanning this QR code or go to the link below

<https://gbud.in/g5mlr03>

Read the latest article on Hard Chess puzzle # 0023 - Mate in 5 moves by scanning this QR code or click the link

Previous article : « [Hard Chess puzzle # 0022 - Mate in 3 moves](#)

Next article : [Hard chess puzzles](#) »

[Back to top](#)

[Contact Us](#)

© GBud Games 2021



Hard Chess Puzzle # 0024

By

G Bud Games
<https://gbud.in>

September 26, 2021

Chapter 1

Hard Chess puzzle # 0024 - Which are the best 5 moves next

Solve this hard chess puzzle and improve your chess games through improvement of your chess strategies and chess tactics. This hard puzzle is a subset of [kids games](#).

Puzzle No : 0024

Difficulty level : hard

Description : Which are the best 5 moves next

Next Move : White

Player level : Advanced

Short URL for puzzle : <https://gbud.in/g3kvbc3>

1.1 Hard chess puzzle 0024




Figure 1.1: Solve this hard chess puzzle 0024. Which are the best 5 moves next @ <https://gbud.in/g3kvbc3>



Figure 1.2: Solve this hard chess puzzle online with solution @ <https://gbud.in/g3kvbc3>

1.2 Solution to hard chess puzzle 0024

At this puzzle, next **move** is by **White**. The objective of the puzzle is to which are the best 5 moves next.

See the solution at the [puzzle page](#)

1.2.1 Solution 1

1.2.1.1 Initial board position

This is the initial board position of hard chess puzzle 0024.




Figure 1.3: Initial board position of hard chess puzzle 0024

1.2.1.2 Move 1

Move by white




Figure 1.4: a4 - This pawn has a better chance to become a queen as there are no pieces nearby to stop it

1.2.1.3 Move 2

Move by black




Figure 1.5: Kh2 - Opponent is trying to capture your pawn

1.2.1.4 Move 3

Move by white




Figure 1.6: a5 - March ahead

1.2.1.5 Move 4

Move by black




Figure 1.7: Kh3 - If the pawn is removed, their pawn can march forward for a promotion

1.2.1.6 Move 5

Move by white




Figure 1.8: a6 -

1.2.1.7 Move 6

Move by black




Figure 1.9: Kh4 -

1.2.1.8 Move 7

Move by white




Figure 1.10: a7 -

1.2.1.9 Move 8

Move by black




Figure 1.11: Kxg5 - Your pawn is captured

1.2.1.10 Move 9

Move by white




Figure 1.12: a8=Q - You can better promote to a queen since it is the most helpful piece for this scenario

1.2.2 Right moves for the solution to the hard chess puzzle 0024

Based on the objective of the puzzle, you have to make the right moves. Following are the right moves

1. a4, a5, a6, a7, a8=Q

1.2.3 Explanation for the moves

1. a4 - This pawn has a better chance to become a queen as there are no pieces nearby to stop it
2. a5 - March ahead
3. a6 -
4. a7 -
5. a8=Q - You can better promote to a queen since it is the most helpful piece for this scenario
6. Kh2 - Opponent is trying to capture your pawn
7. Kh3 - If the pawn is removed, their pawn can march forward for a promotion

8. Kh4 -
9. Kxg5 - Your pawn is captured
10. For right move - You knew that promoting this pawn to a queen is the best chance you got.
11. For wrong move - You could have got a queen in 5 moves. Consider promoting the pawn

1.3 Categories of hard chess puzzle 0024

This hard chess puzzle falls in these categories.

1. [Hard chess puzzles](#)
2. [Promotion puzzles in chess](#)

1.4 How to view the solution to hard chess puzzle 0024

To view the [solution to this puzzle](#), follow the steps given below

1. Go to the [puzzle page](#)
2. Click the solution button (Key as shown [below](#)) to view the solution



Figure 1.13: Click the solution button to view solutions @ <https://gbud.in/g3kvbc3>

1.5 How to get help for moves in the hard chess puzzle 0024

To get help or the possible next moves in the puzzle, , follow the steps given below

1. Go to the [puzzle page](#)
2. Click the help button (exclamation mark as shown [below](#)) to get help or suggestion on next possible [move](#)



Figure 1.14: Click the help button to get help on next move @ <https://gbud.in/g3kvbc3>



Figure 1.15: Solve more hard puzzles @ <https://gbud.in/chshdpz>



Figure 1.16: Solve other puzzles @ <https://gbud.in/chsgppz>

1.6 Play chess for free



Figure 1.17: Play chess online for free. Solve puzzles and play with friends

Play chess for free at <https://gbud.in/chs>

We present you a platform to [play chess online with friends for free](#). No need to install any app. You can [play chess for free without registration or login](#).

Simple. You can do several chess related activities.

1. [solve chess puzzles](#)
2. [learn about chess](#)
3. [play chess with computer](#)
4. [play chess with friend](#)
5. [create your own chess games](#)
6. [fen viewer](#)
7. [fen editor](#)
8. [fen generator](#)
9. [pgn viewer](#)
10. [chess board editor](#)
11. [view famous chess games](#).



Figure 1.18: Solve this puzzle online by scanning this QR code or go to the link below

<https://gbud.in/g3kvbc3>

Read the latest article on Hard Chess puzzle # 0024 - Which are the best 5 moves next by scanning this QR code or click the link

Previous article : « [Hard Chess puzzle # 0023 - Mate in 5 moves](#)

Next article : [Hard chess puzzles](#) »

[Back to top](#)

[Contact Us](#)

© GBud Games 2021



Hard Chess Puzzle # 0025

By

G Bud Games
<https://gbud.in>

September 28, 2021

Chapter 1

Hard Chess puzzle # 0025 - Avoid checkmate in 2 moves

Solve this hard chess puzzle and improve your chess games through improvement of your chess strategies and chess tactics. This hard puzzle is a subset of [kids games](#).

Puzzle No : 0025

Difficulty level : hard

Description : Avoid checkmate in 2 moves

Next Move : White

Player level : Advanced

Short URL for puzzle : <https://gbud.in/gh79rn3>

1.1 Hard chess puzzle 0025




Figure 1.1: Solve this hard chess puzzle 0025. Avoid checkmate in 2 moves
@ <https://gbud.in/gh79rn3>



Figure 1.2: Solve this hard chess puzzle online with solution @
<https://gbud.in/gh79rn3>

1.2 Solution to hard chess puzzle 0025

At this puzzle, next **move** is by **White**. The objective of the puzzle is to avoid checkmate in 2 moves.

See the solution at the [puzzle page](#)

1.2.1 Solution 1

1.2.1.1 Initial board position

This is the initial board position of hard chess puzzle 0025.




Figure 1.3: Initial board position of hard chess puzzle 0025

1.2.1.2 Move 1

Move by white




Figure 1.4: Qb8+ - This sacrifice of the queen is necessary to avoid a checkmate

1.2.1.3 Move 2

Move by black




Figure 1.5: Bxb8 - Opponent is forced to capture the rook. This is called suicide sacrifice

1.2.1.4 Move 3

Move by white




Figure 1.6: Rxb8+ - You have no pieces other than the king after this sacrifice. The queen is forced to capture the rook. Stalemate is unavoidable and this will avoid a loss

1.2.2 Right moves for the solution to the hard chess puzzle 0025

Based on the objective of the puzzle, you have to make the right moves. Following are the right moves

1. Qb8+, Rxb8+

1.2.3 Explanation for the moves

1. Qb8+ - This sacrifice of the queen is necessary to avoid a checkmate
2. Rxb8+ - You have no pieces other than the king after this sacrifice. The queen is forced to capture the rook. Stalemate is unavoidable and this will avoid a loss
3. Bxb8 - Opponent is forced to capture the rook. This is called suicide sacrifice
4. For right move - Suicide sacrifice is the only way to avoid checkmate. You made clever moves to avoid a loss

5. For wrong move - You have lost your game which could have been avoidable. You can sacrifice your pieces and avoid losing the game. Now either the rook or queen will move to h1 and end the game

1.3 Categories of hard chess puzzle 0025

This hard chess puzzle falls in these categories.

1. [Hard chess puzzles](#)
2. [Sacrifice puzzles in chess](#)
3. [Endgame puzzles in chess](#)
4. [Avoid checkmate puzzles in chess](#)
5. [Battery puzzles in chess](#)

1.4 How to view the solution to hard chess puzzle 0025

To view the [solution to this puzzle](#), follow the steps given below

1. Go to the [puzzle page](#)
2. Click the solution button (Key as shown [below](#)) to view the solution



Figure 1.7: Click the solution button to view solutions @ <https://gbud.in/gh79rn3>

1.5 How to get help for moves in the hard chess puzzle 0025

To get help or the possible next moves in the puzzle, , follow the steps given below

1. Go to the [puzzle page](#)
2. Click the help button (exclamation mark as shown [below](#)) to get help or suggestion on next possible [move](#)



Figure 1.8: Click the help button to get help on next move @ <https://gbud.in/gh79rn3>



Figure 1.9: Solve more hard puzzles @ <https://gbud.in/chshdpz>



Figure 1.10: Solve other puzzles @ <https://gbud.in/chsgppz>

1.6 Play chess for free



Figure 1.11: Play chess online for free. Solve puzzles and play with friends

Play chess for free at <https://gbud.in/chs>

We present you a platform to [play chess online with friends for free](#). No need to install any app. You can [play chess for free without registration or login](#).

Simple. You can do several chess related activities.

1. [solve chess puzzles](#)
2. [learn about chess](#)
3. [play chess with computer](#)
4. [play chess with friend](#)
5. [create your own chess games](#)
6. [fen viewer](#)
7. [fen editor](#)
8. [fen generator](#)
9. [pgn viewer](#)
10. [chess board editor](#)
11. [view famous chess games](#).



Figure 1.12: Solve this puzzle online by scanning this QR code or go to the link below

<https://gbud.in/gh79rn3>

Read the latest article on Hard Chess puzzle # 0025 - Avoid checkmate in 2 moves by scanning this QR code or click the link

Previous article : [« Hard Chess puzzle # 0024 - Which are the best 5 moves next](#)

Next article : [Hard Chess puzzle # 0026 - Mate in 3 moves »](#)

[Back to top](#)

[Contact Us](#)

© GBud Games 2021



Hard Chess Puzzle # 0026

By

G Bud Games
<https://gbud.in>

September 28, 2021

| | |
|--|----|
| 1.22 Nd6+ - This is a two purpose move. First one is the attack on the king and the second one is to open the file for the rook. | 25 |
| 1.23 Ke7 - | 26 |
| 1.24 Qa7+ - This will force the king to move to the eighth rank | 27 |
| 1.25 Kd8 - King has the only option to move to eighth rank . . | 28 |
| 1.26 Qc7# - The queen can not be captured since it is supported by the rook. | 29 |
| 1.27 Click the solution button to view solutions @ https://gbud.in/g49z063 | 31 |
| 1.28 Click the help button to get help on next move @ https://gbud.in/g49z063 | 32 |
| 1.29 Solve more hard puzzles @ https://gbud.in/chshdpz | 32 |
| 1.30 Solve other puzzles @ https://gbud.in/chsgppz | 32 |
| 1.31 Play chess online for free. Solve puzzles and play with friends | 33 |
| 1.32 Solve this puzzle online by scanning this QR code or go to the link below | 34 |

Chapter 1

Hard Chess puzzle # 0026 - Mate in 3 moves

Solve this hard chess puzzle and improve your chess games through improvement of your chess strategies and chess tactics. This hard puzzle is a subset of [kids games](#).

Puzzle No : 0026

Difficulty level : hard

Description : Mate in 3 moves

Next Move : White

Player level : Advanced

Short URL for puzzle : <https://gbud.in/g49z063>

1.1 Hard chess puzzle 0026




Figure 1.1: Solve this hard chess puzzle 0026. Mate in 3 moves @ <https://gbud.in/g49z063>



Figure 1.2: Solve this hard chess puzzle online with solution @ <https://gbud.in/g49z063>

1.2 Solution to hard chess puzzle 0026

At this puzzle, next **move** is by **White**. The objective of the puzzle is to mate in 3 moves.

See the solution at the [puzzle page](#)

1.2.1 Solution 1

1.2.1.1 Initial board position

This is the initial board position of hard chess puzzle 0026.




Figure 1.3: Initial board position of hard chess puzzle 0026

1.2.1.2 Move 1

Move by white




Figure 1.4: Nd6+ - This is a two purpose move. First one is the attack on the king and the second one is to open the file for the rook.

1.2.1.3 Move 2

Move by black




Figure 1.5: Ke7 -

1.2.1.4 Move 3

Move by white



Figure 1.6: Qa7+ - This will force the king to move to the eighth rank

1.2.1.5 Move 4

Move by black




Figure 1.7: Kf8 - King has the only option to move to eighth rank

1.2.1.6 Move 5

Move by white




Figure 1.8: Qf7# - The queen can not be captured since it is supported by the knight.

1.2.2 Solution 2

1.2.2.1 Initial board position

This is the initial board position of hard chess puzzle 0026.




Figure 1.9: Initial board position of hard chess puzzle 0026

1.2.2.2 Move 1

Move by white



Figure 1.10: Nd6+ - This is a two purpose move. First one is the attack on the king and the second one is to open the file for the rook.

1.2.2.3 Move 2

Move by black




Figure 1.11: Ke7 -

1.2.2.4 Move 3

Move by white



Figure 1.12: Qa7+ - This will force the king to move to the eighth rank

1.2.2.5 Move 4

Move by black




Figure 1.13: Kf8 - King has the only option to move to eighth rank

1.2.2.6 Move 5

Move by white




Figure 1.14: Rc8# - This is called ladder mate

1.2.3 Solution 3

1.2.3.1 Initial board position

This is the initial board position of hard chess puzzle 0026.




Figure 1.15: Initial board position of hard chess puzzle 0026

1.2.3.2 Move 1

Move by white




Figure 1.16: Nd6+ - This is a two purpose move. First one is the attack on the king and the second one is to open the file for the rook.

1.2.3.3 Move 2

Move by black




Figure 1.17: Ke7 -

1.2.3.4 Move 3

Move by white



Figure 1.18: Qa7+ - This will force the king to move to the eighth rank

1.2.3.5 Move 4

Move by black



Figure 1.19: Kd8 - King has the only option to move to eighth rank

1.2.3.6 Move 5

Move by white



Figure 1.20: Rc8# - This is called ladder mate

1.2.4 Solution 4

1.2.4.1 Initial board position

This is the initial board position of hard chess puzzle 0026.




Figure 1.21: Initial board position of hard chess puzzle 0026

1.2.4.2 Move 1

Move by white




Figure 1.22: Nd6+ - This is a two purpose move. First one is the attack on the king and the second one is to open the file for the rook.

1.2.4.3 Move 2

Move by black




Figure 1.23: Ke7 -

1.2.4.4 Move 3

Move by white



Figure 1.24: Qa7+ - This will force the king to move to the eighth rank

1.2.4.5 Move 4

Move by black



Figure 1.25: Kd8 - King has the only option to move to eighth rank

1.2.4.6 Move 5

Move by white



Figure 1.26: Qc7# - The queen can not be captured since it is supported by the rook.

1.2.5 Right moves for the solution to the hard chess puzzle 0026

Based on the objective of the puzzle, you have to make the right moves. Following are the right moves

1. Nd6+, Qa7+, Qf7#
2. Nd6+, Qa7+, Qe7#
3. Nd6+, Qa7+, Rc8#
4. Nd6+, Qa7+, Qc7#

1.2.6 Explanation for the moves

1. Nd6+ - This is a two purpose move. First one is the attack on the king and the second one is to open the file for the rook.
2. Qa7+ - This will force the king to move to the eighth rank
3. Qf7# - The queen can not be captured since it is supported by the knight.
4. Qe7# - The queen can not be captured since it is supported by the knight.

5. Qc7# - The queen can not be captured since it is supported by the rook.
6. Rc8# - This is called ladder mate
7. Ke7 -
8. Kf8 - King has the only option to move to eighth rank
9. Kd8 - King has the only option to move to eighth rank
10. Ke8 - King has the only option to move to eighth rank
11. For right move - These are the right moves to win. Good work
12. For wrong move - You had rook and queen which could have been moved effectively to have a checkmate in three moves. Try again

1.3 Categories of hard chess puzzle 0026

This hard chess puzzle falls in these categories.

1. [Hard chess puzzles](#)
2. [Mate in 3 puzzles in chess](#)
3. [Endgame puzzles in chess](#)

1.4 How to view the solution to hard chess puzzle 0026

To view the [solution to this puzzle](#), follow the steps given below

1. Go to the [puzzle page](#)
2. Click the solution button (Key as shown [below](#)) to view the solution



Figure 1.27: Click the solution button to view solutions @ <https://gbud.in/g49z063>

1.5 How to get help for moves in the hard chess puzzle 0026

To get help or the possible next moves in the puzzle, , follow the steps given below

1. Go to the [puzzle page](#)
2. Click the help button (exclamation mark as shown [below](#)) to get help or suggestion on next possible [move](#)



Figure 1.28: Click the help button to get help on next move @ <https://gbud.in/g49z063>



Figure 1.29: Solve more hard puzzles @ <https://gbud.in/chshdpz>



Figure 1.30: Solve other puzzles @ <https://gbud.in/chsgppz>

1.6 Play chess for free



Figure 1.31: Play chess online for free. Solve puzzles and play with friends

Play chess for free at <https://gbud.in/chs>

We present you a platform to [play chess online with friends for free](#). No need to install any app. You can [play chess for free without registration or login](#).

Simple. You can do several chess related activities.

1. [solve chess puzzles](#)
2. [learn about chess](#)
3. [play chess with computer](#)
4. [play chess with friend](#)
5. [create your own chess games](#)
6. [fen viewer](#)
7. [fen editor](#)
8. [fen generator](#)
9. [pgn viewer](#)
10. [chess board editor](#)
11. [view famous chess games](#).



Figure 1.32: Solve this puzzle online by scanning this QR code or go to the link below

<https://gbud.in/g49z063>

Read the latest article on Hard Chess puzzle # 0026 - Mate in 3 moves by scanning this QR code or click the link

Previous article : [« Hard Chess puzzle # 0025 - Avoid checkmate in 2 moves](#)

Next article : [Hard chess puzzles »](#)

[Back to top](#)

[Contact Us](#)

© GBud Games 2021



Hard Chess Puzzle # 0027

By

G Bud Games
<https://gbud.in>

September 30, 2021

Chapter 1

Hard Chess puzzle # 0027 - Mate in 2 moves

Solve this hard chess puzzle and improve your chess games through improvement of your chess strategies and chess tactics. This hard puzzle is a subset of [kids games](#).

Puzzle No : 0027

Difficulty level : hard

Description : Mate in 2 moves

Next Move : White

Player level : Advanced

Short URL for puzzle : <https://gbud.in/g10bvj3>

1.1 Hard chess puzzle 0027




Figure 1.1: Solve this hard chess puzzle 0027. Mate in 2 moves @ <https://gbud.in/g10bvj3>



Figure 1.2: Solve this hard chess puzzle online with solution @ <https://gbud.in/g10bvj3>

1.2 Solution to hard chess puzzle 0027

At this puzzle, next **move** is by **White**. The objective of the puzzle is to mate in 2 moves.

See the interactive solution at the [puzzle page](#)

1.2.1 Solution 1

1.2.1.1 Initial board position

This is the initial board position of hard chess puzzle 0027.




Figure 1.3: Initial board position of hard chess puzzle 0027

1.2.1.2 Move 1

Move by white




Figure 1.4: $Qxc8+$ - This sacrifice of the queen is required to break the opponent's defence

1.2.1.3 Move 2

Move by black




Figure 1.5: Kxc8 -

1.2.1.4 Move 3

Move by white




Figure 1.6: Rh8# - King has no free squares to move. This is similar to the Damiano's mate

1.2.2 Solution 2

1.2.2.1 Initial board position

This is the initial board position of hard chess puzzle 0027.




Figure 1.7: Initial board position of hard chess puzzle 0027

1.2.2.2 Move 1

Move by white




Figure 1.8: $Qxc8+$ - This sacrifice of the queen is required to break the opponent's defence

1.2.2.3 Move 2

Move by black




Figure 1.9: Bxc8 -

1.2.2.4 Move 3

Move by white




Figure 1.10: Ra8# - Since bishop captured the queen, the kings movement is blocked.

1.2.3 Right moves for the solution to the hard chess puzzle 0027

Based on the objective of the puzzle, you have to make the right moves. Following are the right moves

1. Qxc8+, Rh8#
2. Qxc8+, Ra8#

1.2.4 Explanation for the moves

1. Qxc8+ - This sacrifice of the queen is required to break the opponent's defence
2. Rh8# - King has no free squares to move. This is similar to the Damiano's mate
3. Ra8# - Since bishop captured the queen, the kings movement is blocked.
4. Kxc8 -
5. Bxc8 -
6. For right move - You won with a right sacrifice. Good work

7. For wrong move - You could have won the game by a right sacrifice.
Try again

1.3 Categories of hard chess puzzle 0027

This hard chess puzzle falls in these categories.

1. [Hard chess puzzles](#)
2. [Sacrifice puzzles in chess](#)
3. [Mate in 2 puzzles in chess](#)
4. [Endgame puzzles in chess](#)

1.4 How to view the solution to hard chess puzzle 0027

To view the [solution to this puzzle](#), follow the steps given below

1. Go to the [puzzle page](#)
2. Click the solution button (Key as shown [below](#)) to view the solution



Figure 1.11: Click the solution button to view solutions @ <https://gbud.in/g10bvj3>

1.5 How to get help for moves in the hard chess puzzle 0027

To get help or the possible next moves in the puzzle, , follow the steps given below

1. Go to the [puzzle page](#)
2. Click the help button (exclamation mark as shown [below](#)) to get help or suggestion on next possible [move](#)



Figure 1.12: Click the help button to get help on next move @ <https://gbud.in/g10bvj3>



Figure 1.13: Solve more hard puzzles @ <https://gbud.in/chshdpz>



Figure 1.14: Solve other puzzles @ <https://gbud.in/chsgppz>

1.6 Play chess for free



Figure 1.15: Play chess online for free. Solve puzzles and play with friends

Play chess for free at <https://gbud.in/chs>

We present you a platform to play chess online with friends for free. No need to install any app. You can play chess for free without registration or login.

Simple. You can do several chess related activities.

1. [solve chess puzzles](#)
2. [learn about chess](#)

3. [play chess with computer](#)
4. [play chess with friend](#)
5. [create your own chess games](#)
6. [fen viewer](#)
7. [fen editor](#)
8. [fen generator](#)
9. [pgn viewer](#)
10. [chess board editor](#)
11. [view famous chess games.](#)



Figure 1.16: Solve this puzzle online by scanning this QR code or go to the link below

<https://gbud.in/g10bvj3>

Read the latest article on Hard Chess puzzle # 0027 - Mate in 2 moves by scanning this QR code or click the link

Previous article : [« Hard Chess puzzle # 0026 - Mate in 3 moves](#)

Next article : [Hard Chess puzzle # 0028 - Mate in 6 moves »](#)

Access the latest version of this article at
<https://gbud.in/blog/game/chess/hard-chess-puzzles/hard-chess-puzzle-0027.html>

[Back to top](#)

[Contact Us](#)

© GBud Games 2021



Hard Chess Puzzle # 0028

By

G Bud Games
<https://gbud.in>

September 30, 2021

Chapter 1

Hard Chess puzzle # 0028 - Mate in 6 moves

Solve this hard chess puzzle and improve your chess games through improvement of your chess strategies and chess tactics. This hard puzzle is a subset of [kids games](#).

Puzzle No : 0028

Difficulty level : hard

Description : Mate in 6 moves

Next Move : White

Player level : Advanced

Short URL for puzzle : <https://gbud.in/g8hdkp3>

1.1 Hard chess puzzle 0028




Figure 1.1: Solve this hard chess puzzle 0028. Mate in 6 moves @ <https://gbud.in/g8hdkp3>



Figure 1.2: Solve this hard chess puzzle online with solution @ <https://gbud.in/g8hdkp3>

1.2 Solution to hard chess puzzle 0028

At this puzzle, next [move](#) is by [White](#). The objective of the puzzle is to mate in 6 moves.

See the interactive solution at the [puzzle page](#)

1.2.1 Solution 1

1.2.1.1 Initial board position

This is the initial board position of hard chess puzzle 0028.




Figure 1.3: Initial board position of hard chess puzzle 0028

1.2.1.2 Move 1

Move by white




Figure 1.4: d6 - King's movement to sixth rank is restricted by the pawns. Hence, it will try to go to c file. Your best chance is to promote the pawn in d file.

1.2.1.3 Move 2

Move by black




Figure 1.5: Kg8 - The king is moving towards c file

1.2.1.4 Move 3

Move by white




Figure 1.6: d7 -

1.2.1.5 Move 4

Move by black




Figure 1.7: Kf8 -

1.2.1.6 Move 5

Move by white




Figure 1.8: $d8=Q+$ - The pawn is promoted to queen. Promotion to rook will assist the opponents king to escape which is not advised

1.2.1.7 Move 6

Move by black




Figure 1.9: Kf7 - The king is forced to move to seventh rank

1.2.1.8 Move 7

Move by white




Figure 1.10: e6+ - With the presence of the queen, series of checks will drive the king to h file where checkmate can be given

1.2.1.9 Move 8

Move by black




Figure 1.11: Kg7 - The king is driven towards h file

1.2.1.10 Move 9

Move by white




Figure 1.12: f6+ -

1.2.1.11 Move 10

Move by black




Figure 1.13: Kh7 -

1.2.1.12 Move 11

Move by white




Figure 1.14: g6# - This is called as David and Goliath mate as the checkmate is given by a pawn

1.2.2 Right moves for the solution to the hard chess puzzle 0028

Based on the objective of the puzzle, you have to make the right moves. Following are the right moves

1. d6, d7, d8=Q+, e6+, f6+, g6#

1.2.3 Explanation for the moves

1. d6 - King's movement to sixth rank is restricted by the pawns. Hence, it will try to go to c file. Your best chance is to promote the pawn in d file.
2. d7 -
3. d8=Q+ - The pawn is promoted to queen. Promotion to rook will assist the opponents king to escape which is not advised
4. e6+ - With the presence of the queen, series of checks will drive the king to h file where checkmate can be given
5. f6+ -

6. g6# - This is called as David and Goliath mate as the checkmate is given by a pawn
7. Kg8 - The king is moving towards c file
8. Kf8 -
9. Kf7 - The king is forced to move to seventh rank
10. Kg7 - The king is driven towards h file
11. Kh7 -
12. For right move - You won the game just by using pawns. You are a master
13. For wrong move - You could have own the game by promoting the pawn in d file to a queen and by series of check by pawns

1.3 Categories of hard chess puzzle 0028

This hard chess puzzle falls in these categories.

1. [Hard chess puzzles](#)
2. [Endgame puzzles in chess](#)
3. [Promotion puzzles in chess](#)

1.4 How to view the solution to hard chess puzzle 0028

To view the [solution to this puzzle](#), follow the steps given below

1. Go to the [puzzle page](#)
2. Click the solution button (Key as shown [below](#)) to view the solution



Figure 1.15: Click the solution button to view solutions @ <https://gbud.in/g8hdkp3>

1.5 How to get help for moves in the hard chess puzzle 0028

To get help or the possible next moves in the puzzle, , follow the steps given below

1. Go to the [puzzle page](#)
2. Click the help button (exclamation mark as shown [below](#)) to get help or suggestion on next possible [move](#)



Figure 1.16: Click the help button to get help on next move @ <https://gbud.in/g8hdkp3>



Figure 1.17: Solve more hard puzzles @ <https://gbud.in/chshdpz>



Figure 1.18: Solve other puzzles @ <https://gbud.in/chsgppz>

1.6 Play chess for free



Figure 1.19: Play chess online for free. Solve puzzles and play with friends

Play chess for free at <https://gbud.in/chs>

We present you a platform to [play chess online with friends for free](https://gbud.in/chs). No need to install any app. You can [play chess for free without registration or login](https://gbud.in/chs).

Simple. You can do several chess related activities.

1. [solve chess puzzles](#)
2. [learn about chess](#)
3. [play chess with computer](#)
4. [play chess with friend](#)
5. [create your own chess games](#)
6. [fen viewer](#)
7. [fen editor](#)
8. [fen generator](#)
9. [pgn viewer](#)
10. [chess board editor](#)
11. [view famous chess games](#).



Figure 1.20: Solve this puzzle online by scanning this QR code or go to the link below

<https://gbud.in/g8hdkp3>

Read the latest article on Hard Chess puzzle # 0028 - Mate in 6 moves by scanning this QR code or click the link

Previous article : « [Hard Chess puzzle # 0027 - Mate in 2 moves](#)

Next article : [Hard chess puzzles](#) »

[Back to top](#)

[Contact Us](#)

© GBud Games 2021



Hard Chess Puzzle # 0029

By

G Bud Games
<https://gbud.in>

October 1, 2021

Hard Chess puzzle # 0029 - Mate in 3 moves

Solve this hard chess puzzle and improve your chess games through improvement of your chess strategies and chess tactics. This hard puzzle is a subset of [kids games](#).

Puzzle No : 0029

Difficulty level : hard

Description : Mate in 3 moves

Next Move : White

Player level : Advanced

Short URL for puzzle : <https://gbud.in/gdzqq33>

Hard chess puzzle 0029




Figure 1: Solve this hard chess puzzle 0029. Mate in 3 moves @ <https://gbud.in/gdzqq33>



Figure 2: Solve this hard chess puzzle online with solution @ <https://gbud.in/gdzqq33>

Solution to hard chess puzzle 0029

At this puzzle, next **move** is by **White**. The objective of the puzzle is to mate in 3 moves.

See the interactive solution at the [puzzle page](#)

Solution 1

Initial board position This is the initial board position of hard chess puzzle 0029.




Figure 3: Initial board position of hard chess puzzle 0029

Move 1 Move by white




Figure 4: Rc8+ - This is a crucial move as it is a sacrifice to deflect the rook from d file

Move 2 Move by black




Figure 5: Rxc8 - The rook is forced to move from its location to remove the check threat

Move 3 Move by white




Figure 6: Bd5+ - This move is possible since the rook is pulled away from d file

Move 4 Move by black




Figure 7: Rc6 - The rook is trying to block the check

Move 5 Move by white




Figure 8: Bxc6# - This is called corner mate

Solution 2

Initial board position This is the initial board position of hard chess puzzle 0029.




Figure 9: Initial board position of hard chess puzzle 0029

Move 1 Move by white




Figure 10: Rc8+ - This is a crucial move as it is a sacrifice to deflect the rook from d file

Move 2 Move by black




Figure 11: Rxc8 - The rook is forced to move from its location to remove the check threat

Move 3 Move by white



Figure 12: Bd5+ - This move is possible since the rook is pulled away from d file

Move 4 Move by black




Figure 13: Rc6 - The rook is trying to block the check

Move 5 Move by white



Figure 14: Qb7# - The queen can not be captured since it is supported by a pawn

Right moves for the solution to the hard chess puzzle 0029

Based on the objective of the puzzle, you have to make the right moves. Following are the right moves

1. Rc8+, Bd5+, Bxc6#
2. Rc8+, Bd5+, Qb7#

Explanation for the moves

1. Rc8+ - This is a crucial move as it is a sacrifice to deflect the rook from d file
2. Bd5+ - This move is possible since the rook is pulled away from d file
3. Bxc6# - This is called corner mate
4. Qb7# - The queen can not be captured since it is supported by a pawn
5. Rxc8 - The rook is forced to move from its location to remove the check threat
6. Rc6 - The rook is trying to block the check
7. For right move - You have deflected the rook and won the game. good moves
8. For wrong move - You could have won after the sacrifice of the rook and movement of the bishop

Categories of hard chess puzzle 0029

This hard chess puzzle falls in these categories.

1. [Hard chess puzzles](#)
2. [Sacrifice puzzles in chess](#)
3. [Mate in 3 puzzles in chess](#)
4. [Endgame puzzles in chess](#)
5. [Strategy puzzles in chess](#)

How to view the solution to hard chess puzzle 0029

To view the [solution to this puzzle](#), follow the steps given below

1. Go to the [puzzle page](#)
2. Click the solution button (Key as shown [below](#)) to view the solution



Figure 15: Click the solution button to view solutions @ <https://gbud.in/gdzqq33>

How to get help for moves in the hard chess puzzle 0029

To get help or the possible next moves in the puzzle, , follow the steps given below

1. Go to the [puzzle page](#)
2. Click the help button (exclamation mark as shown [below](#)) to get help or suggestion on next possible [move](#)



Figure 16: Click the help button to get help on next move @ <https://gbud.in/gdzqq33>



Figure 17: Solve more hard puzzles @ <https://gbud.in/chshdpz>



Figure 18: Solve other puzzles @ <https://gbud.in/chsgppz>

Play chess for free

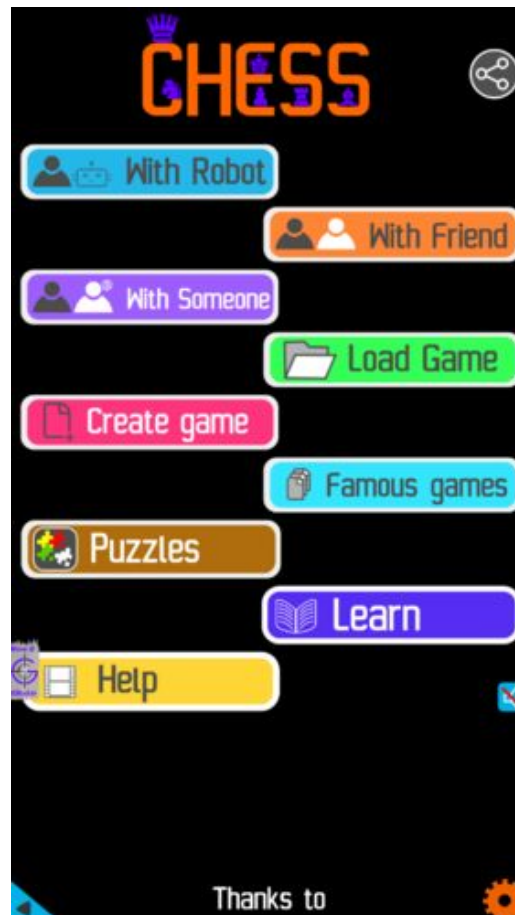


Figure 19: Play chess online for free. Solve puzzles and play with friends

Play chess for free at <https://gbud.in/chs>

We present you a platform to play chess online with friends for free. No need to install any app. You can play chess for free without registration or login.

Simple. You can do several chess related activities.

1. solve chess puzzles
2. learn about chess
3. play chess with computer
4. play chess with friend
5. create your own chess games

6. [fen viewer](#)
7. [fen editor](#)
8. [fen generator](#)
9. [pgn viewer](#)
10. [chess board editor](#)
11. [view famous chess games.](#)



Figure 20: Solve this puzzle online by scanning this QR code or go to the link below

<https://gbud.in/gdzqq33>

Read the latest article on Hard Chess puzzle # 0029 - Mate in 3 moves by scanning this QR code or click the link

Previous article : « [Hard Chess puzzle # 0028 - Mate in 6 moves](#)

Next article : [Hard chess puzzles](#) »

[Back to top](#)

[Contact Us](#)



Hard Chess Puzzle # 0030

By

G Bud Games
<https://gbud.in>

October 2, 2021

Solution to hard chess puzzle 0030

At this puzzle, next **move** is by **White**. The objective of the puzzle is to gain queen.

See the interactive solution at the [puzzle page](#)

Solution 1

Initial board position This is the initial board position of hard chess puzzle 0030.



Figure 3: Initial board position of hard chess puzzle 0030

Move 1 Move by white



Figure 4: Bf7+ - This is to attract the king to f7, which is called magnet sacrifice

Move 2 Move by black



Figure 5: Kxf7 - The king is forced to capture the bishop since it is the only one legal move available

Move 3 Move by white



Figure 6: e6+ - This is to free the fifth rank for your queen so that you can capture the opponents queen. The opponent is forced to move the king

Move 4 Move by black



Figure 7: Ke8 - The king goes back to eighth rank

Move 5 Move by white



Figure 8: Qxa5 - You gained the opponents queen as it was not supported which is called hanging

Right moves for the solution to the hard chess puzzle 0030

Based on the objective of the puzzle, you have to make the right moves. Following are the right moves

1. Bf7+, e6+, Qxa5

Explanation for the moves

1. Bf7+ - This is to attract the king to f7, which is called magnet sacrifice
2. e6+ - This is to free the fifth rank for your queen so that you can capture the opponents queen. The opponent is forced to move the king
3. Qxa5 - You gained the opponents queen as it was not supported which is called hanging
4. Kxf7 - The king is forced to capture the bishop since it is the only one legal move available
5. Ke8 - The king goes back to eighth rank
6. For right move - This is the power of magnet sacrifice. You utilised it effectively
7. For wrong move - You could have gained the queen with a sacrifice and a check. Do not stop trying

Categories of hard chess puzzle 0030

This hard chess puzzle falls in these categories.

1. [Hard chess puzzles](#)
2. [Sacrifice puzzles in chess](#)
3. [Gain puzzles in chess](#)
4. [Strategy puzzles in chess](#)

How to view the solution to hard chess puzzle 0030

To view the [solution to this puzzle](#), follow the steps given below

1. Go to the [puzzle page](#)
2. Click the solution button (Key as shown [below](#)) to view the solution



Figure 9: Click the solution button to view solutions @ <https://gbud.in/gck4bv3>

How to get help for moves in the hard chess puzzle 0030

To get help or the possible next moves in the puzzle, , follow the steps given below

1. Go to the [puzzle page](#)
2. Click the help button (exclamation mark as shown [below](#)) to get help or suggestion on next possible [move](#)



Figure 10: Click the help button to get help on next move @ <https://gbud.in/gck4bv3>



Figure 11: Solve more hard puzzles @ <https://gbud.in/chshdpz>



Figure 12: Solve other puzzles @ <https://gbud.in/chsgppz>

Play chess for free



Figure 13: Play chess online for free. Solve puzzles and play with friends

Play chess for free at <https://gbud.in/chs>

We present you a platform to play chess online with friends for free. No need to install any app. You can play chess for free without registration or login.

Simple. You can do several chess related activities.

1. [solve chess puzzles](#)
2. [learn about chess](#)
3. [play chess with computer](#)
4. [play chess with friend](#)
5. [create your own chess games](#)
6. [fen viewer](#)
7. [fen editor](#)
8. [fen generator](#)
9. [pgn viewer](#)
10. [chess board editor](#)

11. [view famous chess games.](#)



Figure 14: Solve this puzzle online by scanning this QR code or go to the link below

<https://gbud.in/gck4bv3>

Read the latest article on Hard Chess puzzle # 0030 - Gain queen by scanning this QR code or click the link

Previous article : « [Hard Chess puzzle # 0029 - Mate in 3 moves](#)

Next article : [Hard chess puzzles](#) »

[Back to top](#)

[Contact Us](#)

© GBud Games 2021



Hard Chess Puzzle # 0031

By

G Bud Games
<https://gbud.in>

October 3, 2021

Solution to hard chess puzzle 0031

At this puzzle, next **move** is by **White**. The objective of the puzzle is to mate in 3 moves.

See the interactive solution at the [puzzle page](#)

Solution 1

Initial board position This is the initial board position of hard chess puzzle 0031.



Figure 3: Initial board position of hard chess puzzle 0031

Move 1 Move by white



Figure 4: Nxh6+ - This sacrifice of the knight is necessary to break the opponent's pawn structure

Move 2 Move by black



Figure 5: Bxh6 - Bishop captures the knight

Move 3 Move by white



Figure 6: Qxh6 - Queen captures the hanging bishop since it is not supported and move closer to the opponent's king

Move 4 Move by black




Figure 7: Rxa5 -

Move 5 Move by white




Figure 8: Qg7# - This is called Lolli's mate

Right moves for the solution to the hard chess puzzle 0031

Based on the objective of the puzzle, you have to make the right moves. Following are the right moves

1. Nxf6+, Qxf6, Qg7#

Explanation for the moves

1. Nxf6+ - This sacrifice of the knight is necessary to break the opponent's pawn structure
2. Qxf6 - Queen captures the hanging bishop since it is not supported and move closer to the opponent's king
3. Qg7# - This is called Lolli's mate
4. Bxf6 - Bishop captures the knight
5. Rxa5 -
6. For right move - You have broken opponent's pawn structure after a sacrifice and won the game. Keep it up
7. For wrong move - You could have had a Lolli's mate after the sacrifice of the knight. Try again

Categories of hard chess puzzle 0031

This hard chess puzzle falls in these categories.

1. [Hard chess puzzles](#)
2. [Sacrifice puzzles in chess](#)
3. [Mate in 3 puzzles in chess](#)
4. [Endgame puzzles in chess](#)
5. [Strategy puzzles in chess](#)
6. [Mate pattern puzzles in chess](#)

How to view the solution to hard chess puzzle 0031

To view the [solution to this puzzle](#), follow the steps given below

1. Go to the [puzzle page](#)
2. Click the solution button (Key as shown [below](#)) to view the solution



Figure 9: Click the solution button to view solutions @ <https://gbud.in/gmvyfz3>

How to get help for moves in the hard chess puzzle 0031

To get help or the possible next moves in the puzzle, , follow the steps given below

1. Go to the [puzzle page](#)

2. Click the help button (exclamation mark as shown [below](#)) to get help or suggestion on next possible [move](#)



Figure 10: Click the help button to get help on next move @ <https://gbud.in/gmvyfz3>



Figure 11: Solve more hard puzzles @ <https://gbud.in/chshdpz>



Figure 12: Solve other puzzles @ <https://gbud.in/chsgppz>

Play chess for free



Figure 13: Play chess online for free. Solve puzzles and play with friends

Play chess for free at <https://gbud.in/chs>

We present you a platform to play chess online with friends for free. No need to install any app. You can play chess for free without registration or login.

Simple. You can do several chess related activities.

1. [solve chess puzzles](#)
2. [learn about chess](#)
3. [play chess with computer](#)
4. [play chess with friend](#)
5. [create your own chess games](#)
6. [fen viewer](#)
7. [fen editor](#)
8. [fen generator](#)
9. [pgn viewer](#)
10. [chess board editor](#)

11. [view famous chess games.](#)



Figure 14: Solve this puzzle online by scanning this QR code or go to the link below

<https://gbud.in/gmvyfz3>

Read the latest article on Hard Chess puzzle # 0031 - Mate in 3 moves by scanning this QR code or click the link

Previous article : « [Hard Chess puzzle # 0030 - Gain queen](#)

Next article : [Hard chess puzzles](#) »

[Back to top](#)

[Contact Us](#)

© GBud Games 2021



Hard Chess Puzzle # 0032

By

G Bud Games
<https://gbud.in>

October 4, 2021

Solution to hard chess puzzle 0032

At this puzzle, next **move** is by **White**. The objective of the puzzle is to mate in 3 moves.

See the interactive solution at the [puzzle page](#)

Solution 1

Initial board position This is the initial board position of hard chess puzzle 0032.




Figure 3: Initial board position of hard chess puzzle 0032

Move 1 Move by white




Figure 4: O-O - This king side castling is to bring the rook outside to attack the opponent

Move 2 Move by black




Figure 5: Kb8 - King is trying to move along eighth rank

Move 3 Move by white




Figure 6: Re1 - Rook is brought to e file to give check in next move

Move 4 Move by black




Figure 7: Kc8 -

Move 5 Move by white




Figure 8: Re8# - King has no free squares to move and ends in a checkmate

Right moves for the solution to the hard chess puzzle 0032

Based on the objective of the puzzle, you have to make the right moves. Following are the right moves

1. O-O, Re1, Re8#

Explanation for the moves

1. O-O - This king side castling is to bring the rook outside to attack the opponent
2. Re1 - Rook is brought to e file to give check in next move
3. Re8# - King has no free squares to move and ends in a checkmate
4. Kb8 - King is trying to move along eighth rank
5. Kc8 -
6. For right move - You have brought out the rook for attack after castling. Good decision
7. For wrong move - You could have castled and used the rook to attack. Don't stop trying

Categories of hard chess puzzle 0032

This hard chess puzzle falls in these categories.

1. [Hard chess puzzles](#)

2. [Mate in 3 puzzles in chess](#)
3. [Endgame puzzles in chess](#)

How to view the solution to hard chess puzzle 0032

To view the [solution to this puzzle](#), follow the steps given below

1. Go to the [puzzle page](#)
2. Click the solution button (Key as shown [below](#)) to view the solution



Figure 9: Click the solution button to view solutions @ <https://gbud.in/gj6xmy3>

How to get help for moves in the hard chess puzzle 0032

To get help or the possible next moves in the puzzle, , follow the steps given below

1. Go to the [puzzle page](#)
2. Click the help button (exclamation mark as shown [below](#)) to get help or suggestion on next possible [move](#)



Figure 10: Click the help button to get help on next move @ <https://gbud.in/gj6xmy3>



Figure 11: Solve more hard puzzles @ <https://gbud.in/chshdpz>



Figure 12: Solve other puzzles @ <https://gbud.in/chsgppz>

Play chess for free

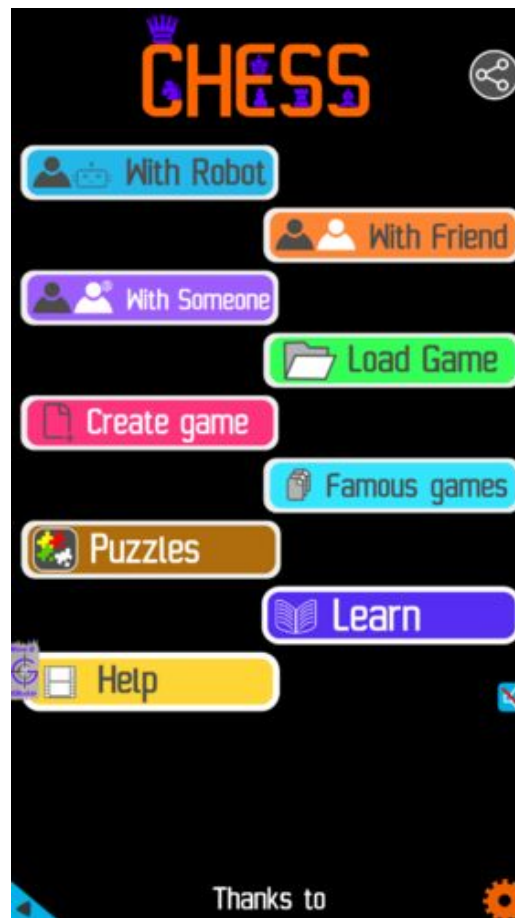


Figure 13: Play chess online for free. Solve puzzles and play with friends

Play chess for free at <https://gbud.in/chs>

We present you a platform to play chess online with friends for free. No need to install any app. You can play chess for free without registration or login.

Simple. You can do several chess related activities.

1. [solve chess puzzles](#)
2. [learn about chess](#)
3. [play chess with computer](#)
4. [play chess with friend](#)
5. [create your own chess games](#)
6. [fen viewer](#)
7. [fen editor](#)
8. [fen generator](#)
9. [pgn viewer](#)
10. [chess board editor](#)

11. [view famous chess games.](#)



Figure 14: Solve this puzzle online by scanning this QR code or go to the link below

<https://gbud.in/gj6xmy3>

Read the latest article on Hard Chess puzzle # 0032 - Mate in 3 moves by scanning this QR code or click the link

Previous article : « [Hard Chess puzzle # 0031 - Mate in 3 moves](#)

Next article : [Hard chess puzzles](#) »

[Back to top](#)

[Contact Us](#)

© GBud Games 2021



Hard Chess Puzzle # 0033

By

G Bud Games
<https://gbud.in>

October 5, 2021

| | | |
|----|--|----|
| 55 | Play chess online for free. Solve puzzles and play with friends | 33 |
| 56 | Solve this puzzle online by scanning this QR code or go to the link below | 34 |

Hard Chess puzzle # 0033 - Mate in 4 moves

Solve this hard chess puzzle and improve your chess games through improvement of your chess strategies and chess tactics. This hard puzzle is a subset of [kids games](#).

Puzzle No : 0033

Difficulty level : hard

Description : Mate in 4 moves

Next Move : White

Player level : Advanced

Short URL for puzzle : <https://gbud.in/gfqljn3>

Hard chess puzzle 0033



Figure 1: Solve this hard chess puzzle 0033. Mate in 4 moves @ <https://gbud.in/gfqljn3>



Figure 2: Solve this hard chess puzzle online with solution @ <https://gbud.in/gfqljn3>

Solution to hard chess puzzle 0033

At this puzzle, next **move** is by **White**. The objective of the puzzle is to mate in 4 moves.

See the interactive solution at the [puzzle page](#)

Solution 1

Initial board position This is the initial board position of hard chess puzzle 0033.



Figure 3: Initial board position of hard chess puzzle 0033

Move 1 Move by white



Figure 4: e8=Q+ - This promotion to queen is a crucial move

Move 2 Move by black



Figure 5: Qxe8 - Opponent's queen captures your piece

Move 3 Move by white



Figure 6: Rxe8+ - Rook gives the check

Move 4 Move by black



Figure 7: Rxe8 - Your piece is captured by Opponent's rook

Move 5 Move by white



Figure 8: Qxe8+ - Queen gives the check

Move 6 Move by black




Figure 9: Rxe8 - Your piece is captured by Opponent's rook

Move 7 Move by white




Figure 10: Rxe8# - Rook gives a back-rank mate.

Solution 2

Initial board position This is the initial board position of hard chess puzzle 0033.



Figure 11: Initial board position of hard chess puzzle 0033

Move 1 Move by white



Figure 12: e8=Q+ - This promotion to queen is a crucial move

Move 2 Move by black



Figure 13: Qxe8 - Opponent's queen captures your piece

Move 3 Move by white



Figure 14: Rxe8+ - Rook gives the check

Move 4 Move by black



Figure 15: Rxe8 - Your piece is captured by Opponent's rook

Move 5 Move by white



Figure 16: Rxe8+ - Rook gives the check

Move 6 Move by black




Figure 17: Rxe8 - Your piece is captured by Opponent's rook

Move 7 Move by white




Figure 18: Qxe8# - Queen gives a back-rank mate.

Solution 3

Initial board position This is the initial board position of hard chess puzzle 0033.



Figure 19: Initial board position of hard chess puzzle 0033

Move 1 Move by white



Figure 20: e8=Q+ - This promotion to queen is a crucial move

Move 2 Move by black



Figure 21: Qxe8 - Opponent's queen captures your piece

Move 3 Move by white



Figure 22: Qxe8+ - Queen gives the check

Move 4 Move by black



Figure 23: Rxe8 - Your piece is captured by Opponent's rook

Move 5 Move by white




Figure 24: Rxe8+ - Rook gives the check

Move 6 Move by black




Figure 25: Rxe8 - Your piece is captured by Opponent's rook

Move 7 Move by white




Figure 26: Rxe8# - Rook gives a back-rank mate.

Solution 4

Initial board position This is the initial board position of hard chess puzzle 0033.



Figure 27: Initial board position of hard chess puzzle 0033

Move 1 Move by white



Figure 28: e8=R+ - Pawn is promoted to a rook which is another possibility as a first move

Move 2 Move by black



Figure 29: Qxe8 - Opponent's queen captures your piece

Move 3 Move by white



Figure 30: Rxe8+ - Rook gives the check

Move 4 Move by black



Figure 31: Rxe8 - Your piece is captured by Opponent's rook

Move 5 Move by white



Figure 32: Qxe8+ - Queen gives the check

Move 6 Move by black




Figure 33: Rxe8 - Your piece is captured by Opponent's rook

Move 7 Move by white




Figure 34: Rxe8# - Rook gives a back-rank mate.

Solution 5

Initial board position This is the initial board position of hard chess puzzle 0033.



Figure 35: Initial board position of hard chess puzzle 0033

Move 1 Move by white



Figure 36: e8=R+ - Pawn is promoted to a rook which is another possibility as a first move

Move 2 Move by black



Figure 37: Qxe8 - Opponent's queen captures your piece

Move 3 Move by white



Figure 38: Rxe8+ - Rook gives the check

Move 4 Move by black



Figure 39: Rxe8 - Your piece is captured by Opponent's rook

Move 5 Move by white



Figure 40: Rxe8+ - Rook gives the check

Move 6 Move by black



Figure 41: Rxe8 - Your piece is captured by Opponent's rook

Move 7 Move by white



Figure 42: Qxe8# - Queen gives a back-rank mate.

Solution 6

Initial board position This is the initial board position of hard chess puzzle 0033.



Figure 43: Initial board position of hard chess puzzle 0033

Move 1 Move by white



Figure 44: e8=R+ - Pawn is promoted to a rook which is another possibility as a first move

Move 2 Move by black



Figure 45: Qxe8 - Opponent's queen captures your piece

Move 3 Move by white



Figure 46: Qxe8+ - Queen gives the check

Move 4 Move by black



Figure 47: Rxe8 - Your piece is captured by Opponent's rook

Move 5 Move by white




Figure 48: Rxe8+ - Rook gives the check

Move 6 Move by black




Figure 49: Rxe8 - Your piece is captured by Opponent's rook

Move 7 Move by white




Figure 50: Rxe8# - Rook gives a back-rank mate.

Right moves for the solution to the hard chess puzzle 0033

Based on the objective of the puzzle, you have to make the right moves. Following are the right moves

1. e8=Q+, Rxe8+, Qxe8+, Rxe8#
2. e8=R+, Rxe8+, Rxe8+, Qxe8#
3. e8=Q+, Qxe8+, Rxe8+, Rxe8#
4. e8=R+, Rxe8+, Qxe8+, Rxe8#
5. e8=R+, Rxe8+, Rxe8+, Qxe8#
6. e8=R+, Qxe8+, Rxe8+, Rxe8#

Explanation for the moves

1. e8=Q+ - This promotion to queen is a crucial move
2. e8=R+ - Pawn is promoted to a rook which is another possibility as a first move
3. Rxe8+ - Rook gives the check
4. Rxe8# - Rook gives a back-rank mate.
5. Qxe8# - Queen gives a back-rank mate.
6. Qxe8+ - Queen gives the check
7. Qxe8 - Opponent's queen captures your piece
8. Rxe8 - Your piece is captured by Opponent's rook
9. For right move - You had a perfect back-rank mate after a severe exchange of pieces. Keep it up

10. For wrong move - You could have promoted a pawn, exchanged a few pieces and had a back-rank mate. Do not stop trying

Categories of hard chess puzzle 0033

This hard chess puzzle falls in these categories.

1. [Hard chess puzzles](#)
2. [Sacrifice puzzles in chess](#)
3. [Endgame puzzles in chess](#)
4. [Battery puzzles in chess](#)
5. [Strategy puzzles in chess](#)
6. [Mate pattern puzzles in chess](#)

How to view the solution to hard chess puzzle 0033

To view the [solution to this puzzle](#), follow the steps given below

1. Go to the [puzzle page](#)
2. Click the solution button (Key as shown [below](#)) to view the solution



Figure 51: Click the solution button to view solutions @ <https://gbud.in/gfqljn3>

How to get help for moves in the hard chess puzzle 0033

To get help or the possible next moves in the puzzle, , follow the steps given below

1. Go to the [puzzle page](#)
2. Click the help button (exclamation mark as shown [below](#)) to get help or suggestion on next possible [move](#)



Figure 52: Click the help button to get help on next move @ <https://gbud.in/gfqljn3>



Figure 53: Solve more hard puzzles @ <https://gbud.in/chshdpz>



Figure 54: Solve other puzzles @ <https://gbud.in/chsgppz>

Play chess for free

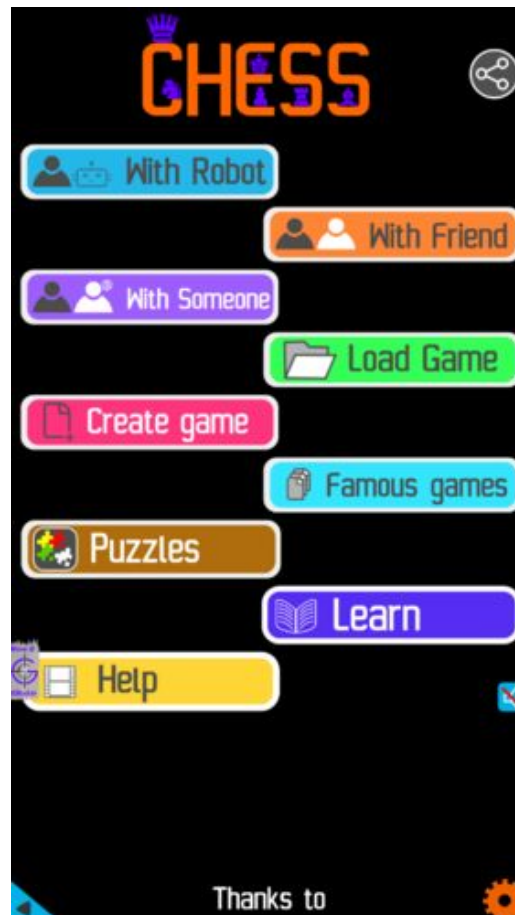


Figure 55: Play chess online for free. Solve puzzles and play with friends

Play chess for free at <https://gbud.in/chs>

We present you a platform to play chess online with friends for free. No need to install any app. You can play chess for free without registration or login.

Simple. You can do several chess related activities.

1. [solve chess puzzles](#)
2. [learn about chess](#)
3. [play chess with computer](#)
4. [play chess with friend](#)
5. [create your own chess games](#)

6. [fen viewer](#)
7. [fen editor](#)
8. [fen generator](#)
9. [pgn viewer](#)
10. [chess board editor](#)
11. [view famous chess games.](#)



Figure 56: Solve this puzzle online by scanning this QR code or go to the link below

<https://gbud.in/gfqljn3>

Read the latest article on Hard Chess puzzle # 0033 - Mate in 4 moves by scanning this QR code or click the link

Previous article : « [Hard Chess puzzle # 0032 - Mate in 3 moves](#)

Next article : [Hard chess puzzles](#) »

[Back to top](#)

[Contact Us](#)



Hard Chess Puzzle # 0034

By

G Bud Games
<https://gbud.in>

October 6, 2021

Chapter 1

Hard Chess puzzle # 0034 - Mate in 3 moves

Solve this hard chess puzzle and improve your chess games through improvement of your chess strategies and chess tactics. This hard puzzle is a subset of [kids games](#).

Puzzle No : 0034

Difficulty level : hard

Description : Mate in 3 moves

Next Move : White

Player level : Advanced

Short URL for puzzle : <https://gbud.in/g7d1w43>

1.1 Hard chess puzzle 0034




Figure 1.1: Solve this hard chess puzzle 0034. Mate in 3 moves @ <https://gbud.in/g7d1w43>



Figure 1.2: Solve this hard chess puzzle online with solution @ <https://gbud.in/g7d1w43>

1.2 Solution to hard chess puzzle 0034

At this puzzle, next **move** is by **White**. The objective of the puzzle is to mate in 3 moves.

See the interactive solution at the [puzzle page](#)

1.2.1 Solution 1

1.2.1.1 Initial board position

This is the initial board position of hard chess puzzle 0034.




Figure 1.3: Initial board position of hard chess puzzle 0034

1.2.1.2 Move 1

Move by white



Figure 1.4: Rxc8+ - This sacrifice of the rook is to give access to a8 for your queen. Opponent is forced to capture the rook. The king can not capture the rook since it is in a battery formation

1.2.1.3 Move 2

Move by black




Figure 1.5: Rxc8 - This is the only available move for the opponent

1.2.1.4 Move 3

Move by white



Figure 1.6: Qa8+ - This is magnet sacrifice to pull the king to the vulnerable square a8. The king is forced to capture the queen since nearby squares are attacked by your rook and pawn

1.2.1.5 Move 4

Move by black



Figure 1.7: Kxa8 - King has been pulled to the corner square and made the rook a hanging piece which means not supported

1.2.1.6 Move 5

Move by white




Figure 1.8: Rxc8# - King has no free squares to move and ends in a checkmate

1.2.2 Right moves for the solution to the hard chess puzzle 0034

Based on the objective of the puzzle, you have to make the right moves. Following are the right moves

1. Rxc8+, Qa8+, Rxc8#

1.2.3 Explanation for the moves

1. Rxc8+ - This sacrifice of the rook is to give access to a8 for your queen. Opponent is forced to capture the rook. The king can not capture the rook since it is in a battery formation
2. Qa8+ - This is magnet sacrifice to pull the king to the vulnerable square a8. The king is forced to capture the queen since nearby squares are attacked by your rook and pawn
3. Rxc8# - King has no free squares to move and ends in a checkmate
4. Rxc8 - This is the only available move for the opponent
5. Kxa8 - King has been pulled to the corner square and made the rook a hanging piece which means not supported

6. For right move - You pulled a the king to a vulnerable squares after consecutive sacrifices and won the game. Keep up the good work
7. For wrong move - You could have sacrificed your rook and queen which attracts the king to a8 and then had a checkmate. Try again

1.3 Categories of hard chess puzzle 0034

This hard chess puzzle falls in these categories.

1. [Hard chess puzzles](#)
2. [Sacrifice puzzles in chess](#)
3. [Mate in 3 puzzles in chess](#)
4. [Endgame puzzles in chess](#)
5. [Battery puzzles in chess](#)
6. [Strategy puzzles in chess](#)

1.4 How to view the solution to hard chess puzzle 0034

To view the [solution to this puzzle](#), follow the steps given below

1. Go to the [puzzle page](#)
2. Click the solution button (Key as shown [below](#)) to view the solution



Figure 1.9: Click the solution button to view solutions @ <https://gbud.in/g7d1w43>

1.5 How to get help for moves in the hard chess puzzle 0034

To get help or the possible next moves in the puzzle, , follow the steps given below

1. Go to the [puzzle page](#)
2. Click the help button (exclamation mark as shown [below](#)) to get help or suggestion on next possible [move](#)



Figure 1.10: Click the help button to get help on next move @ <https://gbud.in/g7d1w43>



Figure 1.11: Solve more hard puzzles @ <https://gbud.in/chshdpz>



Figure 1.12: Solve other puzzles @ <https://gbud.in/chsgppz>

1.6 Play chess for free



Figure 1.13: Play chess online for free. Solve puzzles and play with friends

Play chess for free at <https://gbud.in/chs>

We present you a platform to [play chess online with friends for free](#). No need to install any app. You can [play chess for free without registration or login](#).

Simple. You can do several chess related activities.

1. [solve chess puzzles](#)
2. [learn about chess](#)
3. [play chess with computer](#)
4. [play chess with friend](#)
5. [create your own chess games](#)
6. [fen viewer](#)
7. [fen editor](#)
8. [fen generator](#)
9. [pgn viewer](#)
10. [chess board editor](#)
11. [view famous chess games](#).



Figure 1.14: Solve this puzzle online by scanning this QR code or go to the link below

<https://gbud.in/g7d1w43>

Read the latest article on Hard Chess puzzle # 0034 - Mate in 3 moves by scanning this QR code or click the link

Previous article : « [Hard Chess puzzle # 0033 - Mate in 4 moves](#)

Next article : [Hard chess puzzles](#) »

[Back to top](#)

[Contact Us](#)

© GBud Games 2021



Hard Chess Puzzle # 0035

By

G Bud Games
<https://gbud.in>

October 7, 2021

Chapter 1

Hard Chess puzzle # 0035 - Mate in 3 moves

Solve this hard chess puzzle and improve your chess games through improvement of your chess strategies and chess tactics. This hard puzzle is a subset of [kids games](#).

Puzzle No : 0035

Difficulty level : hard

Description : Mate in 3 moves

Next Move : White

Player level : Advanced

Short URL for puzzle : <https://gbud.in/gnmrt3>

1.1 Hard chess puzzle 0035




Figure 1.1: Solve this hard chess puzzle 0035. Mate in 3 moves @ <https://gbud.in/gnmrt3>



Figure 1.2: Solve this hard chess puzzle online with solution @ <https://gbud.in/gnmrt3>

1.2 Solution to hard chess puzzle 0035

At this puzzle, next **move** is by **White**. The objective of the puzzle is to mate in 3 moves.

See the interactive solution at the [puzzle page](#)

1.2.1 Solution 1

1.2.1.1 Initial board position

This is the initial board position of hard chess puzzle 0035.




Figure 1.3: Initial board position of hard chess puzzle 0035

1.2.1.2 Move 1

Move by white




Figure 1.4: Bxe7+ - This sacrifice move forces or attracts the opponents king to move to seventh rank where he is more vulnerable to attack

1.2.1.3 Move 2

Move by black




Figure 1.5: Kxe7 - King captures the bishop

1.2.1.4 Move 3

Move by white




Figure 1.6: Nd5+ - This second sacrifice is to clear the diagonal for your queen

1.2.1.5 Move 4

Move by black




Figure 1.7: cxd5 - The knight has to be captured to escape from its attack

1.2.1.6 Move 5

Move by white




Figure 1.8: Qe5# - King has nowhere to move and ends in a checkmate

1.2.2 Right moves for the solution to the hard chess puzzle 0035

Based on the objective of the puzzle, you have to make the right moves. Following are the right moves

1. Bxe7+, Nd5+, Qe5#

1.2.3 Explanation for the moves

1. Bxe7+ - This sacrifice move forces or attracts the opponents king to move to seventh rank where he is more vulnerable to attack
2. Nd5+ - This second sacrifice is to clear the diagonal for your queen
3. Qe5# - King has nowhere to move and ends in a checkmate
4. Kxe7 - King captures the bishop
5. cxd5 - The knight has to be captured to escape from its attack
6. For right move - You won with the right sacrifices. Your choice of moves is good
7. For wrong move - You could have won after sacrificing your bishop and knight. Try again

1.3 Categories of hard chess puzzle 0035

This hard chess puzzle falls in these categories.

1. [Hard chess puzzles](#)
2. [Sacrifice puzzles in chess](#)
3. [Mate in 3 puzzles in chess](#)
4. [Endgame puzzles in chess](#)
5. [Strategy puzzles in chess](#)

1.4 How to view the solution to hard chess puzzle 0035

To view the [solution to this puzzle](#), follow the steps given below

1. Go to the [puzzle page](#)
2. Click the solution button (Key as shown [below](#)) to view the solution



Figure 1.9: Click the solution button to view solutions @ <https://gbud.in/gnmrt3>

1.5 How to get help for moves in the hard chess puzzle 0035

To get help or the possible next moves in the puzzle, , follow the steps given below

1. Go to the [puzzle page](#)
2. Click the help button (exclamation mark as shown [below](#)) to get help or suggestion on next possible [move](#)



Figure 1.10: Click the help button to get help on next move @ <https://gbud.in/gnmrt3>



Figure 1.11: Solve more hard puzzles @ <https://gbud.in/chshdpz>



Figure 1.12: Solve other puzzles @ <https://gbud.in/chsgppz>

1.6 Play chess for free



Figure 1.13: Play chess online for free. Solve puzzles and play with friends

Play chess for free at <https://gbud.in/chs>

We present you a platform to play chess online with friends for free. No need to install any app. You can play chess for free without registration or login.

Simple. You can do several chess related activities.

1. [solve chess puzzles](#)
2. [learn about chess](#)

3. [play chess with computer](#)
4. [play chess with friend](#)
5. [create your own chess games](#)
6. [fen viewer](#)
7. [fen editor](#)
8. [fen generator](#)
9. [pgn viewer](#)
10. [chess board editor](#)
11. [view famous chess games.](#)



Figure 1.14: Solve this puzzle online by scanning this QR code or go to the link below

<https://gbud.in/gnmrt3>

Read the latest article on Hard Chess puzzle # 0035 - Mate in 3 moves by scanning this QR code or click the link

Previous article : [« Hard Chess puzzle # 0034 - Mate in 3 moves](#)

Next article : [Hard chess puzzles »](#)

Access the latest version of this article at
<https://gbud.in/blog/game/chess/hard-chess-puzzles/hard-chess-puzzle-0035.html>

[Back to top](#)

[Contact Us](#)

© GBud Games 2021



Hard Chess Puzzle # 0036

By

G Bud Games
<https://gbud.in>

October 8, 2021

Hard Chess puzzle # 0036 - How will you promote your pawn?

Solve this hard chess puzzle and improve your chess games through improvement of your chess strategies and chess tactics. This hard puzzle is a subset of [kids games](#).

Puzzle No : 0036

Difficulty level : hard

Description : How will you promote your pawn?

Next Move : White

Player level : Advanced

Short URL for puzzle : <https://gbud.in/gr9fd93>

Hard chess puzzle 0036




Figure 1: Solve this hard chess puzzle 0036. How will you promote your pawn? @ <https://gbud.in/gr9fd93>



Figure 2: Solve this hard chess puzzle online with solution @ <https://gbud.in/gr9fd93>

Solution to hard chess puzzle 0036

At this puzzle, next **move** is by **White**. The objective of the puzzle is to how will you promote your pawn?.

See the interactive solution at the [puzzle page](#)

Solution 1

Initial board position This is the initial board position of hard chess puzzle 0036.




Figure 3: Initial board position of hard chess puzzle 0036

Move 1 Move by white




Figure 4: Kc6 -

Move 2 Move by black




Figure 5: Ke7 -

Move 3 Move by white




Figure 6: Kc7 -

Move 4 Move by black




Figure 7: Ke6 -

Move 5 Move by white




Figure 8: $d8=Q$ - Promotion to queen is better than promotion to rook as a king and queen will have a better chance to win the game than the king and rook combination

Solution 2

Initial board position This is the initial board position of hard chess puzzle 0036.




Figure 9: Initial board position of hard chess puzzle 0036

Move 1 Move by white




Figure 10: Ke6 -

Move 2 Move by black




Figure 11: Kc7 -

Move 3 Move by white




Figure 12: Ke7 -

Move 4 Move by black




Figure 13: Kc6 -

Move 5 Move by white




Figure 14: d8=Q - Promotion to queen is better than promotion to rook as a king and queen will have a better chance to win the game than the king and rook combination

Right moves for the solution to the hard chess puzzle 0036

Based on the objective of the puzzle, you have to make the right moves. Following are the right moves

1. Kc6, Kc7, d8=Q
2. Ke6, Ke7, d8=Q

Explanation for the moves

1. Kc6 -
2. Ke6 -
3. Kc7 -
4. Ke7 -
5. d8=Q - Promotion to queen is better than promotion to rook as a king and queen will have a better chance to win the game than the king and rook combination
6. For right move - You know how to avoid stalemate and to promote a pawn. Good strategy. You avoided moving to d6 which will lead to a stalemate
7. For wrong move - You failed to promote a pawn to a queen. Try again

Categories of hard chess puzzle 0036

This hard chess puzzle falls in these categories.

1. [Hard chess puzzles](#)
2. [Endgame puzzles in chess](#)
3. [Promotion puzzles in chess](#)
4. [Strategy puzzles in chess](#)

How to view the solution to hard chess puzzle 0036

To view the [solution to this puzzle](#), follow the steps given below

1. Go to the [puzzle page](#)
2. Click the solution button (Key as shown [below](#)) to view the solution



Figure 15: Click the solution button to view solutions @ <https://gbud.in/gr9fd93>

How to get help for moves in the hard chess puzzle 0036

To get help or the possible next moves in the puzzle, , follow the steps given below

1. Go to the [puzzle page](#)
2. Click the help button (exclamation mark as shown [below](#)) to get help or suggestion on next possible [move](#)



Figure 16: Click the help button to get help on next move @ <https://gbud.in/gr9fd93>



Figure 17: Solve more hard puzzles @ <https://gbud.in/chshdpz>



Figure 18: Solve other puzzles @ <https://gbud.in/chsgppz>

Play chess for free

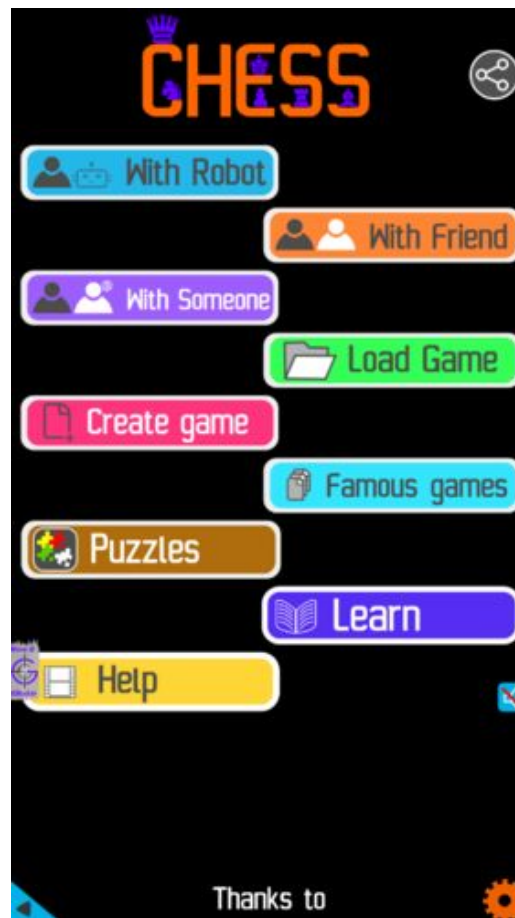


Figure 19: Play chess online for free. Solve puzzles and play with friends

Play chess for free at <https://gbud.in/chs>

We present you a platform to play chess online with friends for free. No need to install any app. You can play chess for free without registration or login.

Simple. You can do several chess related activities.

1. [solve chess puzzles](#)
2. [learn about chess](#)
3. [play chess with computer](#)
4. [play chess with friend](#)
5. [create your own chess games](#)
6. [fen viewer](#)
7. [fen editor](#)
8. [fen generator](#)
9. [pgn viewer](#)
10. [chess board editor](#)

11. [view famous chess games.](#)



Figure 20: Solve this puzzle online by scanning this QR code or go to the link below

<https://gbud.in/gr9fd93>

Read the latest article on Hard Chess puzzle # 0036 - How will you promote your pawn? by scanning this QR code or click the link

Previous article : « [Hard Chess puzzle # 0035 - Mate in 3 moves](#)

Next article : [Hard chess puzzles](#) »

[Back to top](#)

[Contact Us](#)

© GBud Games 2021



Hard Chess Puzzle # 0037

By

G Bud Games
<https://gbud.in>

October 9, 2021

Hard Chess puzzle # 0037 - Mate in 3 moves

Solve this hard chess puzzle and improve your chess games through improvement of your chess strategies and chess tactics. This hard puzzle is a subset of [kids games](#).

Puzzle No : 0037

Difficulty level : hard

Description : Mate in 3 moves

Next Move : White

Player level : Advanced

Short URL for puzzle : <https://gbud.in/gbxtbw3>

Hard chess puzzle 0037



Figure 1: Solve this hard chess puzzle 0037. Mate in 3 moves @ <https://gbud.in/gbxtbw3>



Figure 2: Solve this hard chess puzzle online with solution @ <https://gbud.in/gbxtbw3>

Solution to hard chess puzzle 0037

At this puzzle, next **move** is by **White**. The objective of the puzzle is to mate in 3 moves.

See the interactive solution at the [puzzle page](#)

Solution 1

Initial board position This is the initial board position of hard chess puzzle 0037.



Figure 3: Initial board position of hard chess puzzle 0037

Move 1 Move by white



Figure 4: Nb6+ - Beside giving a check, this movement of knight will give support to the queen in the final checkmate move

Move 2 Move by black



Figure 5: Kb8 - King is trying to escape from the attack

Move 3 Move by white



Figure 6: Qg8+ - Queen forces the king to move to seventh rank

Move 4 Move by black




Figure 7: Ka7 -

Move 5 Move by white



Figure 8: Qa8# - The king has no free squares to move. Hence it is a checkmate

Solution 2

Initial board position This is the initial board position of hard chess puzzle 0037.




Figure 9: Initial board position of hard chess puzzle 0037

Move 1 Move by white



Figure 10: Nb6+ - Beside giving a check, this movement of knight will give support to the queen in the final checkmate move

Move 2 Move by black



Figure 11: Ka7 -

Move 3 Move by white



Figure 12: Qg8 - This move is to restrict the movement of opponent's king

Move 4 Move by black




Figure 13: a5 - Since king can not move due to the presence of the queen, one of the pawns is moved

Move 5 Move by white



Figure 14: Qa8# - The king has no free squares to move. Hence it is a checkmate

Right moves for the solution to the hard chess puzzle 0037

Based on the objective of the puzzle, you have to make the right moves. Following are the right moves

1. Nb6+, Qg8+, Qa8#
2. Nb6+, Qg8, Qa8#

Explanation for the moves

1. Nb6+ - Beside giving a check, this movement of knight will give support to the queen in the final checkmate move
2. Qg8+ - Queen forces the king to move to seventh rank
3. Qa8# - The king has no free squares to move. Hence it is a checkmate
4. Qg8 - This move is to restrict the movement of opponent's king
5. Kb8 - King is trying to escape from the attack
6. Ka7 -
7. a5 - Since king can not move due to the presence of the queen, one of the pawns is moved
8. For right move - You know how to use knight and the queen to end the game. Keep winning
9. For wrong move - You could have moved your knight and queen and had a checkmate. Do not stop trying

Categories of hard chess puzzle 0037

This hard chess puzzle falls in these categories.

1. [Hard chess puzzles](#)
2. [Mate in 3 puzzles in chess](#)
3. [Endgame puzzles in chess](#)

How to view the solution to hard chess puzzle 0037

To view the [solution to this puzzle](#), follow the steps given below

1. Go to the [puzzle page](#)
2. Click the solution button (Key as shown [below](#)) to view the solution



Figure 15: Click the solution button to view solutions @ <https://gbud.in/gbxtbw3>

How to get help for moves in the hard chess puzzle 0037

To get help or the possible next moves in the puzzle, , follow the steps given below

1. Go to the [puzzle page](#)

2. Click the help button (exclamation mark as shown [below](#)) to get help or suggestion on next possible [move](#)



Figure 16: Click the help button to get help on next move @ <https://gbud.in/gbxtbw3>



Figure 17: Solve more hard puzzles @ <https://gbud.in/chshdpz>



Figure 18: Solve other puzzles @ <https://gbud.in/chsgppz>

Play chess for free



Figure 19: Play chess online for free. Solve puzzles and play with friends

Play chess for free at <https://gbud.in/chs>

We present you a platform to play chess online with friends for free. No need to install any app. You can play chess for free without registration or login.

Simple. You can do several chess related activities.

1. [solve chess puzzles](#)
2. [learn about chess](#)
3. [play chess with computer](#)
4. [play chess with friend](#)
5. [create your own chess games](#)
6. [fen viewer](#)
7. [fen editor](#)
8. [fen generator](#)
9. [pgn viewer](#)
10. [chess board editor](#)

11. [view famous chess games.](#)



Figure 20: Solve this puzzle online by scanning this QR code or go to the link below

<https://gbud.in/gbxtbw3>

Read the latest article on Hard Chess puzzle # 0037 - Mate in 3 moves by scanning this QR code or click the link

Previous article : [« Hard Chess puzzle # 0036 - How will you promote your pawn?](#)

Next article : [Hard chess puzzles »](#)

[Back to top](#)

[Contact Us](#)

© GBud Games 2021



Hard Chess Puzzle # 0038

By

G Bud Games
<https://gbud.in>

October 10, 2021

Hard Chess puzzle # 0038 - Get a queen in 5 moves

Solve this hard chess puzzle and improve your chess games through improvement of your chess strategies and chess tactics. This hard puzzle is a subset of [kids games](#).

Puzzle No : 0038

Difficulty level : hard

Description : Get a queen in 5 moves

Next Move : White

Player level : Advanced

Short URL for puzzle : <https://gbud.in/g7f4kb3>

Hard chess puzzle 0038



Figure 1: Solve this hard chess puzzle 0038. Get a queen in 5 moves @ <https://gbud.in/g7f4kb3>



Figure 2: Solve this hard chess puzzle online with solution @ <https://gbud.in/g7f4kb3>

Solution to hard chess puzzle 0038

At this puzzle, next **move** is by **White**. The objective of the puzzle is to get a queen in 5 moves.

See the interactive solution at the [puzzle page](#)

Solution 1

Initial board position This is the initial board position of hard chess puzzle 0038.



Figure 3: Initial board position of hard chess puzzle 0038

Move 1 Move by white



Figure 4: Be3+ - This bishop fork attacks both the king and rook at the same time. This will remove the first threat that is from rook

Move 2 Move by black



Figure 5: Kh5 - King escapes from the check threat

Move 3 Move by white




Figure 6: Bxc1 - Bishop captures the hanging rook and the c file is free for the pawn to move

Move 4 Move by black




Figure 7: Ne6 - Knight is trying to target c7

Move 5 Move by white



Figure 8: Nf4+ - This check from the knight is a sacrifice move to force the knight to leave e6 since it targets c7 where your pawn will move next. If the knight does not move, it will be captured by your knight.

Move 6 Move by black




Figure 9: Nxf4 - Knight captures the hanging knight and this is a Zugzwang move which is a forced move

Move 7 Move by white




Figure 10: c7 - Since the second threat is removed, the pawn moves forward to become a queen.

Move 8 Move by black




Figure 11: Ne6 - Knight is trying to target c7

Move 9 Move by white



Figure 12: c8=Q - Pawn is promoted to a queen

Right moves for the solution to the hard chess puzzle 0038

Based on the objective of the puzzle, you have to make the right moves. Following are the right moves

1. Be3+, Bxc1, Nf4+, c7, c8=Q

Explanation for the moves

1. Be3+ - This bishop fork attacks both the king and rook at the same time. This will remove the first threat that is from rook
2. Bxc1 - Bishop captures the hanging rook and the c file is free for the pawn to move
3. Nf4+ - This check from the knight is a sacrifice move to force the knight to leave e6 since it targets c7 where your pawn will move next. If the knight does not move, it will be captured by your knight.
4. c7 - Since the second threat is removed, the pawn moves forward to become a queen.
5. c8=Q - Pawn is promoted to a queen
6. Kh5 - King escapes from the check threat
7. Ne6 - Knight is trying to target c7
8. Nxf4 - Knight captures the hanging knight and this is a Zugzwang move which is a forced move
9. For right move - You used bishop fork and sacrifice of the knight effectively. Keep it up

10. For wrong move - You could have used bishop fork followed by a sacrifice of a knight to remove threats from the rook and knight

Categories of hard chess puzzle 0038

This hard chess puzzle falls in these categories.

1. [Hard chess puzzles](#)
2. [Sacrifice puzzles in chess](#)
3. [Fork puzzles in chess](#)
4. [Promotion puzzles in chess](#)
5. [Strategy puzzles in chess](#)

How to view the solution to hard chess puzzle 0038

To view the [solution to this puzzle](#), follow the steps given below

1. Go to the [puzzle page](#)
2. Click the solution button (Key as shown [below](#)) to view the solution



Figure 13: Click the solution button to view solutions @ <https://gbud.in/g7f4kb3>

How to get help for moves in the hard chess puzzle 0038

To get help or the possible next moves in the puzzle, , follow the steps given below

1. Go to the [puzzle page](#)
2. Click the help button (exclamation mark as shown [below](#)) to get help or suggestion on next possible [move](#)



Figure 14: Click the help button to get help on next move @ <https://gbud.in/g7f4kb3>



Figure 15: Solve more hard puzzles @ <https://gbud.in/chshdpz>



Figure 16: Solve other puzzles @ <https://gbud.in/chsgppz>

Play chess for free

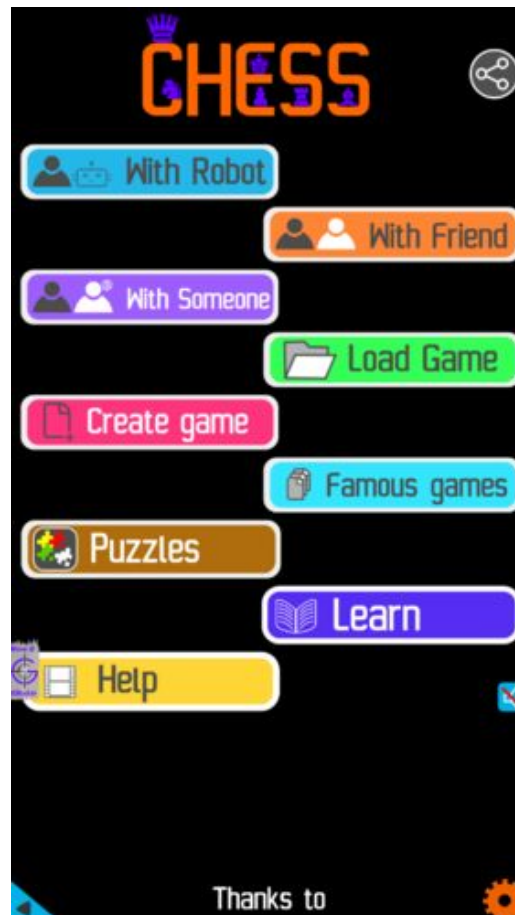


Figure 17: Play chess online for free. Solve puzzles and play with friends

Play chess for free at <https://gbud.in/chs>

We present you a platform to play chess online with friends for free. No need to install any app. You can play chess for free without registration or login.

Simple. You can do several chess related activities.

1. solve chess puzzles
2. learn about chess
3. play chess with computer
4. play chess with friend
5. create your own chess games

6. [fen viewer](#)
7. [fen editor](#)
8. [fen generator](#)
9. [pgn viewer](#)
10. [chess board editor](#)
11. [view famous chess games.](#)



Figure 18: Solve this puzzle online by scanning this QR code or go to the link below

<https://gbud.in/g7f4kb3>

Read the latest article on Hard Chess puzzle # 0038 - Get a queen in 5 moves by scanning this QR code or click the link

Previous article : « [Hard Chess puzzle # 0037 - Mate in 3 moves](#)

Next article : [Hard chess puzzles](#) »

[Back to top](#)

[Contact Us](#)



Hard Chess Puzzle # 0039

By

G Bud Games
<https://gbud.in>

October 11, 2021

Hard Chess puzzle # 0039 - Mate in 3 moves

Solve this hard chess puzzle and improve your chess games through improvement of your chess strategies and chess tactics. This hard puzzle is a subset of [kids games](#).

Puzzle No : 0039

Difficulty level : hard

Description : Mate in 3 moves

Next Move : White

Player level : Advanced

Short URL for puzzle : <https://gbud.in/gfwngy3>

Hard chess puzzle 0039



Figure 1: Solve this hard chess puzzle 0039. Mate in 3 moves @ <https://gbud.in/gfwngy3>



Figure 2: Solve this hard chess puzzle online with solution @ <https://gbud.in/gfwngy3>

Solution to hard chess puzzle 0039

At this puzzle, next **move** is by **White**. The objective of the puzzle is to mate in 3 moves.

See the interactive solution at the [puzzle page](#)

Solution 1

Initial board position This is the initial board position of hard chess puzzle 0039.



Figure 3: Initial board position of hard chess puzzle 0039

Move 1 Move by white



Figure 4: Ng6+ - This sacrifice of the knight is a zugzwang move since it forces the pawn at h file to capture it which will put your opponent at disadvantage

Move 2 Move by black



Figure 5: hxg6 - Pawn captures the knight to escape from the check since this is the only legal move available

Move 3 Move by white



Figure 6: Rh3+ - This is another sacrifice to attract the bishop to h3

Move 4 Move by black



Figure 7: Bxh3 - This is another forced move as no other moves are available for the king to escape from the check

Move 5 Move by white




Figure 8: Qxh3# - King has no free squares to move and ends in a check-mate

Solution 2

Initial board position This is the initial board position of hard chess puzzle 0039.



Figure 9: Initial board position of hard chess puzzle 0039

Move 1 Move by white



Figure 10: Ng6+ - This sacrifice of the knight is a zugzwang move since it forces the pawn at h file to capture it which will put your opponent at disadvantage

Move 2 Move by black



Figure 11: hxg6 - Pawn captures the knight to escape from the check since this is the only legal move available

Move 3 Move by white



Figure 12: Qh3+ - The queen sacrifices itself to attract the bishop to h3

Move 4 Move by black



Figure 13: Bxh3 - This is another forced move as no other moves are available for the king to escape from the check

Move 5 Move by white



Figure 14: Rxh3# - King has no free squares to move and ends in a checkmate

Right moves for the solution to the hard chess puzzle 0039

Based on the objective of the puzzle, you have to make the right moves. Following are the right moves

1. Ng6+, Rh3+, Qxh3#
2. Ng6+, Qh3+, Rxh3#

Explanation for the moves

1. Ng6+ - This sacrifice of the knight is a zugzwang move since it forces the pawn at h file to capture it which will put your opponent at disadvantage
2. Rh3+ - This is another sacrifice to attract the bishop to h3
3. Qh3+ - The queen sacrifices itself to attract the bishop to h3
4. Qxh3# - King has no free squares to move and ends in a checkmate
5. Rxh3# - King has no free squares to move and ends in a checkmate
6. hxg6 - Pawn captures the knight to escape from the check since this is the only legal move available
7. Bxh3 - This is another forced move as no other moves are available for the king to escape from the check
8. For right move - You forced the pawn to open the h file with the zugzwang move and had a checkmate later. Good decision and a sacrifice

9. For wrong move - You should have had a zugzwang move and sacrificed your pieces to have a checkmate. Try again

Categories of hard chess puzzle 0039

This hard chess puzzle falls in these categories.

1. [Hard chess puzzles](#)
2. [Sacrifice puzzles in chess](#)
3. [Mate in 3 puzzles in chess](#)
4. [Endgame puzzles in chess](#)
5. [Strategy puzzles in chess](#)
6. [Zugzwang puzzles in chess](#)

How to view the solution to hard chess puzzle 0039

To view the [solution to this puzzle](#), follow the steps given below

1. Go to the [puzzle page](#)
2. Click the solution button (Key as shown [below](#)) to view the solution



Figure 15: Click the solution button to view solutions @ <https://gbud.in/gfwngy3>

How to get help for moves in the hard chess puzzle 0039

To get help or the possible next moves in the puzzle, , follow the steps given below

1. Go to the [puzzle page](#)
2. Click the help button (exclamation mark as shown [below](#)) to get help or suggestion on next possible [move](#)



Figure 16: Click the help button to get help on next move @ <https://gbud.in/gfwngy3>



Figure 17: Solve more hard puzzles @ <https://gbud.in/chshdpz>



Figure 18: Solve other puzzles @ <https://gbud.in/chsgppz>

Play chess for free

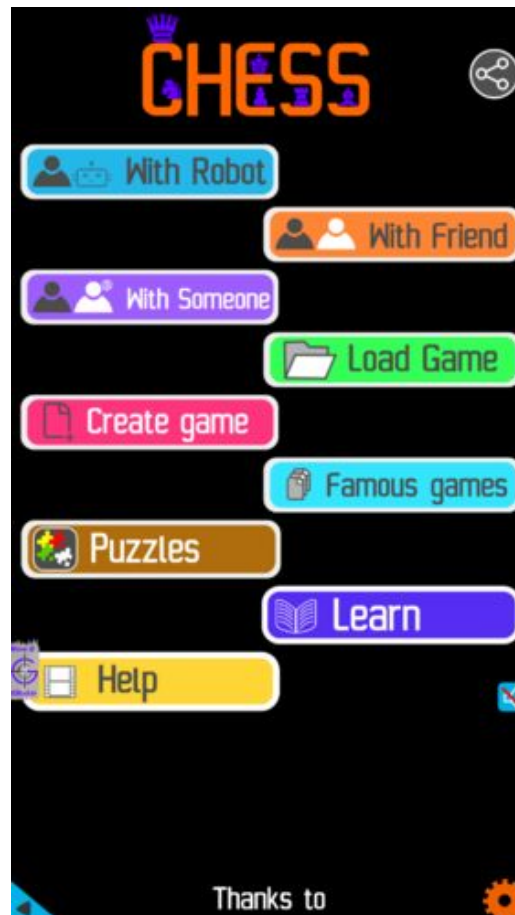


Figure 19: Play chess online for free. Solve puzzles and play with friends

Play chess for free at <https://gbud.in/chs>

We present you a platform to play chess online with friends for free. No need to install any app. You can play chess for free without registration or login.

Simple. You can do several chess related activities.

1. [solve chess puzzles](#)
2. [learn about chess](#)
3. [play chess with computer](#)
4. [play chess with friend](#)
5. [create your own chess games](#)

6. [fen viewer](#)
7. [fen editor](#)
8. [fen generator](#)
9. [pgn viewer](#)
10. [chess board editor](#)
11. [view famous chess games.](#)



Figure 20: Solve this puzzle online by scanning this QR code or go to the link below

<https://gbud.in/gfwngy3>

Read the latest article on Hard Chess puzzle # 0039 - Mate in 3 moves by scanning this QR code or click the link

Previous article : « [Hard Chess puzzle # 0038 - Get a queen in 5 moves](#)

Next article : [Hard Chess puzzle # 0040 - Gain queen](#) »

[Back to top](#)

[Contact Us](#)



Hard Chess Puzzle # 0040

By

G Bud Games
<https://gbud.in>

October 11, 2021

Solution to hard chess puzzle 0040

At this puzzle, next **move** is by **White**. The objective of the puzzle is to gain queen.

See the interactive solution at the [puzzle page](#)

Solution 1

Initial board position This is the initial board position of hard chess puzzle 0040.



Figure 3: Initial board position of hard chess puzzle 0040

Move 1 Move by white



Figure 4: d4 - This pawn fork attacks both the knight and rook at the same time. It is also a decoy move since it opens the diagonal for the bishop

Move 2 Move by black




Figure 5: Rxh5 - Rook captures the hanging pawn

Move 3 Move by white




Figure 6: Bc4+ - This is a skewer attack on the queen through the king

Move 4 Move by black



Figure 7: Kc6 - King escapes from check

Move 5 Move by white




Figure 8: Bxf7 - Bishop captures the hanging queen

Right moves for the solution to the hard chess puzzle 0040

Based on the objective of the puzzle, you have to make the right moves. Following are the right moves

1. d4, Bc4+, Bxf7

Explanation for the moves

1. d4 - This pawn fork attacks both the knight and rook at the same time. It is also a decoy move since it opens the diagonal for the bishop
2. Bc4+ - This is a skewer attack on the queen through the king
3. Bxf7 - Bishop captures the hanging queen
4. Rxh5 - Rook captures the hanging pawn
5. Kc6 - King escapes from check
6. For right move - You had a fork and gained the queen through skewer attack. Good moves
7. For wrong move - It seems you missed the chance to gain the queen. Try again with a fork and skewer move

Categories of hard chess puzzle 0040

This hard chess puzzle falls in these categories.

1. [Hard chess puzzles](#)
2. [Gain puzzles in chess](#)
3. [Fork puzzles in chess](#)
4. [Decoy puzzles in chess](#)
5. [Strategy puzzles in chess](#)
6. [Skewer puzzles in chess](#)

How to view the solution to hard chess puzzle 0040

To view the [solution to this puzzle](#), follow the steps given below

1. Go to the [puzzle page](#)
2. Click the solution button (Key as shown [below](#)) to view the solution



Figure 9: Click the solution button to view solutions @ <https://gbud.in/gj8xcw3>

How to get help for moves in the hard chess puzzle 0040

To get help or the possible next moves in the puzzle, , follow the steps given below

1. Go to the [puzzle page](#)

2. Click the help button (exclamation mark as shown [below](#)) to get help or suggestion on next possible [move](#)



Figure 10: Click the help button to get help on next move @ <https://gbud.in/gj8xcw3>



Figure 11: Solve more hard puzzles @ <https://gbud.in/chshdpz>



Figure 12: Solve other puzzles @ <https://gbud.in/chsgppz>

Play chess for free

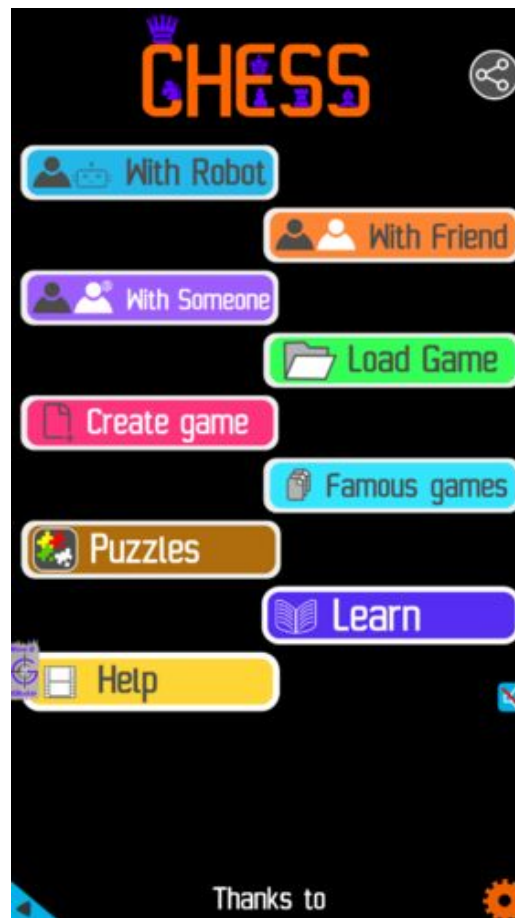


Figure 13: Play chess online for free. Solve puzzles and play with friends

Play chess for free at <https://gbud.in/chs>

We present you a platform to play chess online with friends for free. No need to install any app. You can play chess for free without registration or login.

Simple. You can do several chess related activities.

1. [solve chess puzzles](#)
2. [learn about chess](#)
3. [play chess with computer](#)
4. [play chess with friend](#)
5. [create your own chess games](#)
6. [fen viewer](#)
7. [fen editor](#)
8. [fen generator](#)
9. [pgn viewer](#)
10. [chess board editor](#)

11. [view famous chess games.](#)



Figure 14: Solve this puzzle online by scanning this QR code or go to the link below

<https://gbud.in/gj8xcw3>

Read the latest article on Hard Chess puzzle # 0040 - Gain queen by scanning this QR code or click the link

Previous article : « [Hard Chess puzzle # 0039 - Mate in 3 moves](#)

Next article : [Hard chess puzzles](#) »

[Back to top](#)

[Contact Us](#)

© GBud Games 2021



Hard Chess Puzzle # 0041

By

G Bud Games
<https://gbud.in>

October 12, 2021

| | | |
|------|--|----|
| 1.22 | Bxf6 - This move is crucial since this bishop controls e7, g7, h8 | 25 |
| 1.23 | h5 - Pawn is moved to break the rooks attack | 26 |
| 1.24 | Rxh5 - Rook breaks the pawn structure further | 27 |
| 1.25 | Re8 - | 28 |
| 1.26 | Rh8# - King has no squares to move and ends in a checkmate | 29 |
| 1.27 | Click the solution button to view solutions @ https://gbud.in/ggng8v3 | 31 |
| 1.28 | Click the help button to get help on next move @ https://gbud.in/ggng8v3 | 32 |
| 1.29 | Solve more hard puzzles @ https://gbud.in/chshdpz | 32 |
| 1.30 | Solve other puzzles @ https://gbud.in/chsgppz | 32 |
| 1.31 | Play chess online for free. Solve puzzles and play with friends | 33 |
| 1.32 | Solve this puzzle online by scanning this QR code or go to the link below | 34 |

Chapter 1

Hard Chess puzzle # 0041 - Mate in 4 moves

Solve this hard chess puzzle and improve your chess games through improvement of your chess strategies and chess tactics. This hard puzzle is a subset of [kids games](#).

Puzzle No : 0041

Difficulty level : hard

Description : Mate in 4 moves

Next Move : White

Player level : Advanced

Short URL for puzzle : <https://gbud.in/ggng8v3>

1.1 Hard chess puzzle 0041




Figure 1.1: Solve this hard chess puzzle 0041. Mate in 4 moves @ <https://gbud.in/ggng8v3>



Figure 1.2: Solve this hard chess puzzle online with solution @ <https://gbud.in/ggng8v3>

1.2 Solution to hard chess puzzle 0041

At this puzzle, next **move** is by **White**. The objective of the puzzle is to mate in 4 moves.

See the interactive solution at the [puzzle page](#)

1.2.1 Solution 1

1.2.1.1 Initial board position

This is the initial board position of hard chess puzzle 0041.




Figure 1.3: Initial board position of hard chess puzzle 0041

1.2.1.2 Move 1

Move by white




Figure 1.4: Nxf6+ - This is a sacrifice as well as zugzwang move. This forces the pawn to capture the knight so that the g file will be open

1.2.1.3 Move 2

Move by black




Figure 1.5: gxf6 - Pawn captures the knight

1.2.1.4 Move 3

Move by white




Figure 1.6: Bxf6 - This move is crucial since this bishop controls e7, g7, h8

1.2.1.5 Move 4

Move by black




Figure 1.7: Re8 -

1.2.1.6 Move 5

Move by white




Figure 1.8: Rxh7 - Rook breaks the pawn structure further

1.2.1.7 Move 6

Move by black




Figure 1.9: Kf8 -

1.2.1.8 Move 7

Move by white




Figure 1.10: Rh8# - King has no squares to move and ends in a checkmate

1.2.2 Solution 2

1.2.2.1 Initial board position

This is the initial board position of hard chess puzzle 0041.




Figure 1.11: Initial board position of hard chess puzzle 0041

1.2.2.2 Move 1

Move by white




Figure 1.12: Nxf6+ - This is a sacrifice as well as zugzwang move. This forces the pawn to capture the knight so that the g file will be open

1.2.2.3 Move 2

Move by black




Figure 1.13: gxf6 - Pawn captures the knight

1.2.2.4 Move 3

Move by white




Figure 1.14: Bxf6 - This move is crucial since this bishop controls e7, g7, h8

1.2.2.5 Move 4

Move by black




Figure 1.15: h6 - Pawn is moved to break the rooks attack

1.2.2.6 Move 5

Move by white




Figure 1.16: Rxh6 - Rook breaks the pawn structure further

1.2.2.7 Move 6

Move by black




Figure 1.17: Re8 -

1.2.2.8 Move 7

Move by white




Figure 1.18: Rh8# - King has no squares to move and ends in a checkmate

1.2.3 Solution 3

1.2.3.1 Initial board position

This is the initial board position of hard chess puzzle 0041.




Figure 1.19: Initial board position of hard chess puzzle 0041

1.2.3.2 Move 1

Move by white




Figure 1.20: Nxf6+ - This is a sacrifice as well as zugzwang move. This forces the pawn to capture the knight so that the g file will be open

1.2.3.3 Move 2

Move by black




Figure 1.21: gxf6 - Pawn captures the knight

1.2.3.4 Move 3

Move by white




Figure 1.22: Bxf6 - This move is crucial since this bishop controls e7, g7, h8

1.2.3.5 Move 4

Move by black




Figure 1.23: h5 - Pawn is moved to break the rooks attack

1.2.3.6 Move 5

Move by white




Figure 1.24: Rxxh5 - Rook breaks the pawn structure further

1.2.3.7 Move 6

Move by black




Figure 1.25: Re8 -

1.2.3.8 Move 7

Move by white




Figure 1.26: Rh8# - King has no squares to move and ends in a checkmate

1.2.4 Right moves for the solution to the hard chess puzzle 0041

Based on the objective of the puzzle, you have to make the right moves. Following are the right moves

1. Nxf6+, Bxf6, Rxh7, Rh8#
2. Nxf6+, Bxf6, Rxh6, Rh8#
3. Nxf6+, Bxf6, Rxh5, Rh8#

1.2.5 Explanation for the moves

1. Nxf6+ - This is a sacrifice as well as zugzwang move. This forces the pawn to capture the knight so that the g file will be open
2. Bxf6 - This move is crucial since this bishop controls e7, g7, h8
3. Rxh7 - Rook breaks the pawn structure further
4. Rxh6 - Rook breaks the pawn structure further
5. Rxh5 - Rook breaks the pawn structure further
6. Rh8# - King has no squares to move and ends in a checkmate
7. gxf6 - Pawn captures the knight
8. Kf8 -

9. h6 - Pawn is moved to break the rooks attack
10. h5 - Pawn is moved to break the rooks attack
11. Re8 -
12. For right move - Your moves break the opponent's defence of pawns. Nice moves. Keep it up
13. For wrong move - You should have broken the pawn structure by using the knight and bishop. Try again

1.3 Categories of hard chess puzzle 0041

This hard chess puzzle falls in these categories.

1. [Hard chess puzzles](#)
2. [Sacrifice puzzles in chess](#)
3. [Endgame puzzles in chess](#)
4. [Strategy puzzles in chess](#)
5. [Zugzwang puzzles in chess](#)
6. [Mate in 4 puzzles in chess](#)

1.4 How to view the solution to hard chess puzzle 0041

To view the [solution to this puzzle](#), follow the steps given below

1. Go to the [puzzle page](#)
2. Click the solution button (Key as shown [below](#)) to view the solution



Figure 1.27: Click the solution button to view solutions @ <https://gbud.in/ggng8v3>

1.5 How to get help for moves in the hard chess puzzle 0041

To get help or the possible next moves in the puzzle, , follow the steps given below

1. Go to the [puzzle page](#)
2. Click the help button (exclamation mark as shown [below](#)) to get help or suggestion on next possible [move](#)



Figure 1.28: Click the help button to get help on next move @ <https://gbud.in/ggng8v3>



Figure 1.29: Solve more hard puzzles @ <https://gbud.in/chshdpz>



Figure 1.30: Solve other puzzles @ <https://gbud.in/chsgppz>

1.6 Play chess for free



Figure 1.31: Play chess online for free. Solve puzzles and play with friends

Play chess for free at <https://gbud.in/chs>

We present you a platform to play chess online with friends for free. No need to install any app. You can play chess for free without registration or login.

Simple. You can do several chess related activities.

1. solve chess puzzles
2. learn about chess
3. play chess with computer
4. play chess with friend
5. create your own chess games
6. fen viewer
7. fen editor
8. fen generator
9. pgn viewer
10. chess board editor
11. view famous chess games.



Figure 1.32: Solve this puzzle online by scanning this QR code or go to the link below

<https://gbud.in/ggng8v3>

Read the latest article on Hard Chess puzzle # 0041 - Mate in 4 moves by scanning this QR code or click the link

Previous article : « [Hard Chess puzzle # 0040 - Gain queen](#)

Next article : [Hard chess puzzles](#) »

[Back to top](#)

[Contact Us](#)

© GBud Games 2021



Hard Chess Puzzle # 0042

By

G Bud Games
<https://gbud.in>

October 14, 2021

Hard Chess puzzle # 0042 - Stop opponent's promotion

Solve this hard chess puzzle and improve your chess games through improvement of your chess strategies and chess tactics. This hard puzzle is a subset of [kids games](#).

Puzzle No : 0042

Difficulty level : hard

Description : Stop opponent's promotion

Next Move : White

Player level : Advanced

Short URL for puzzle : <https://gbud.in/g23rtl3>

Hard chess puzzle 0042




Figure 1: Solve this hard chess puzzle 0042. Stop opponent's promotion @ <https://gbud.in/g23rtl3>



Figure 2: Solve this hard chess puzzle online with solution @ <https://gbud.in/g23rtl3>

Solution to hard chess puzzle 0042

At this puzzle, next **move** is by **White**. The objective of the puzzle is to stop opponent's promotion.

See the interactive solution at the [puzzle page](#)

Solution 1

Initial board position This is the initial board position of hard chess puzzle 0042.




Figure 3: Initial board position of hard chess puzzle 0042

Move 1 Move by white




Figure 4: Kd5 - This is the crucial move since moving in the diagonal is the only option to reach the pawn

Move 2 Move by black




Figure 5: h4 - Pawn is moving forward for promotion

Move 3 Move by white




Figure 6: Ke4 -

Move 4 Move by black




Figure 7: h3 -

Move 5 Move by white




Figure 8: Kf3 -

Move 6 Move by black




Figure 9: h2 -

Move 7 Move by white




Figure 10: Kg2 - You are near the pawn. You can capture it even if it is promoted

Move 8 Move by black




Figure 11: h1=Q+ - Pawn is promoted to a queen and giving check to king

Move 9 Move by white




Figure 12: Kxh1 - The promoted piece is captured.

Right moves for the solution to the hard chess puzzle 0042

Based on the objective of the puzzle, you have to make the right moves. Following are the right moves

1. Kd5, Ke4, Kf3, Kg2, Kxh1

Explanation for the moves

1. Kd5 - This is the crucial move since moving in the diagonal is the only option to reach the pawn
2. Ke4 -
3. Kf3 -
4. Kg2 - You are near the pawn. You can capture it even if it is promoted
5. Kxh1 - The promoted piece is captured.
6. h4 - Pawn is moving forward for promotion
7. h3 -
8. h2 -
9. h1=Q+ - Pawn is promoted to a queen and giving check to king
10. For right move - You know how to move your king to stop the pawn's promotion
11. For wrong move - You missed the chance to stop the promotion of the pawn. Try again

Categories of hard chess puzzle 0042

This hard chess puzzle falls in these categories.

1. [Hard chess puzzles](#)
2. [Endgame puzzles in chess](#)
3. [Promotion puzzles in chess](#)
4. [Strategy puzzles in chess](#)

How to view the solution to hard chess puzzle 0042

To view the [solution to this puzzle](#), follow the steps given below

1. Go to the [puzzle page](#)
2. Click the solution button (Key as shown [below](#)) to view the solution



Figure 13: Click the solution button to view solutions @ <https://gbud.in/g23rtl3>

How to get help for moves in the hard chess puzzle 0042

To get help or the possible next moves in the puzzle, , follow the steps given below

1. Go to the [puzzle page](#)
2. Click the help button (exclamation mark as shown [below](#)) to get help or suggestion on next possible [move](#)



Figure 14: Click the help button to get help on next move @ <https://gbud.in/g23rtl3>



Figure 15: Solve more hard puzzles @ <https://gbud.in/chshdpz>



Figure 16: Solve other puzzles @ <https://gbud.in/chsgppz>

Play chess for free

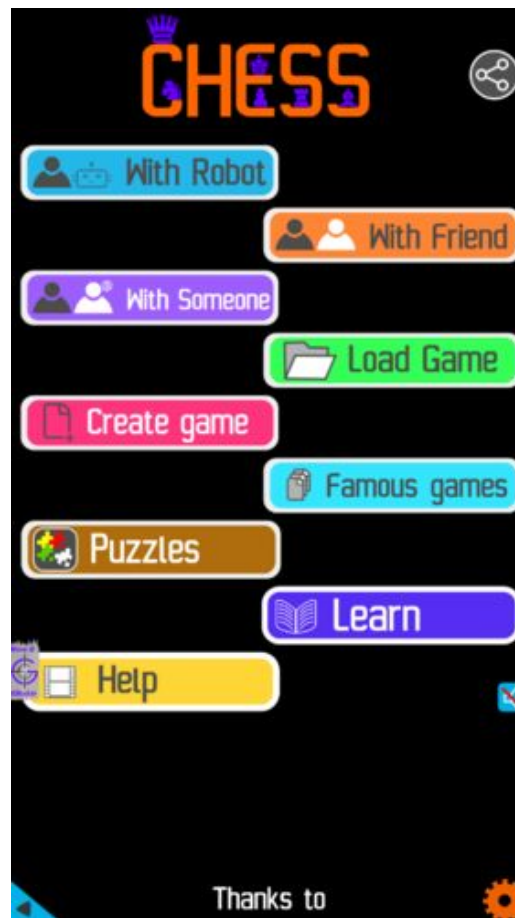


Figure 17: Play chess online for free. Solve puzzles and play with friends

Play chess for free at <https://gbud.in/chs>

We present you a platform to play chess online with friends for free. No need to install any app. You can play chess for free without registration or login.

Simple. You can do several chess related activities.

1. [solve chess puzzles](#)
2. [learn about chess](#)
3. [play chess with computer](#)
4. [play chess with friend](#)
5. [create your own chess games](#)
6. [fen viewer](#)
7. [fen editor](#)
8. [fen generator](#)
9. [pgn viewer](#)
10. [chess board editor](#)

11. [view famous chess games.](#)



Figure 18: Solve this puzzle online by scanning this QR code or go to the link below

<https://gbud.in/g23rtl3>

Read the latest article on Hard Chess puzzle # 0042 - Stop opponent's promotion by scanning this QR code or click the link

Previous article : « [Hard Chess puzzle # 0041 - Mate in 4 moves](#)

Next article : [Hard chess puzzles](#) »

[Back to top](#)

[Contact Us](#)

© GBud Games 2021



Hard Chess Puzzle # 0043

By

G Bud Games
<https://gbud.in>

October 15, 2021

Solution to hard chess puzzle 0043

At this puzzle, next **move** is by **White**. The objective of the puzzle is to mate in 4 moves.

See the interactive solution at the [puzzle page](#)

Solution 1

Initial board position This is the initial board position of hard chess puzzle 0043.




Figure 3: Initial board position of hard chess puzzle 0043

Move 1 Move by white




Figure 4: Kd7 - This is a crucial move to stop the opponent's king moving to c8. So the king will move between a8 and b8

Move 2 Move by black




Figure 5: Ka8 -

Move 3 Move by white




Figure 6: Nb4 - Knight is getting closer to the king to give check in next move

Move 4 Move by black




Figure 7: Kb8 -

Move 5 Move by white




Figure 8: Nc6+ - This knight's position will attack b8 and a7 so that king can not move to these squares in future.

Move 6 Move by black




Figure 9: Ka8 -

Move 7 Move by white




Figure 10: b7# - King has no free squares to move. This is called as David and Goliath mate as the pawn is giving the checkmate

Right moves for the solution to the hard chess puzzle 0043

Based on the objective of the puzzle, you have to make the right moves. Following are the right moves

1. Kd7, Nb4, Nc6+, b7#

Explanation for the moves

1. Kd7 - This is a crucial move to stop the opponent's king moving to c8. So the king will move between a8 and b8
2. Nb4 - Knight is getting closer to the king to give check in next move
3. Nc6+ - This knight's position will attack b8 and a7 so that king can not move to these squares in future.
4. b7# - King has no free squares to move. This is called as David and Goliath mate as the pawn is giving the checkmate
5. Ka8 -
6. Kb8 -
7. For right move - You know how to arrest movement of opponent's king and have a checkmate. Great moves
8. For wrong move - You could have had a David and Goliath mate. Do not stop trying

Categories of hard chess puzzle 0043

This hard chess puzzle falls in these categories.

1. [Hard chess puzzles](#)
2. [Endgame puzzles in chess](#)
3. [Strategy puzzles in chess](#)
4. [Mate pattern puzzles in chess](#)
5. [Mate in 4 puzzles in chess](#)

How to view the solution to hard chess puzzle 0043

To view the [solution to this puzzle](#), follow the steps given below

1. Go to the [puzzle page](#)
2. Click the solution button (Key as shown [below](#)) to view the solution



Figure 11: Click the solution button to view solutions @ <https://gbud.in/ghh2zs3>

How to get help for moves in the hard chess puzzle 0043

To get help or the possible next moves in the puzzle, , follow the steps given below

1. Go to the [puzzle page](#)
2. Click the help button (exclamation mark as shown [below](#)) to get help or suggestion on next possible [move](#)



Figure 12: Click the help button to get help on next move @ <https://gbud.in/ghh2zs3>



Figure 13: Solve more hard puzzles @ <https://gbud.in/chshdpz>



Figure 14: Solve other puzzles @ <https://gbud.in/chsgppz>

Play chess for free

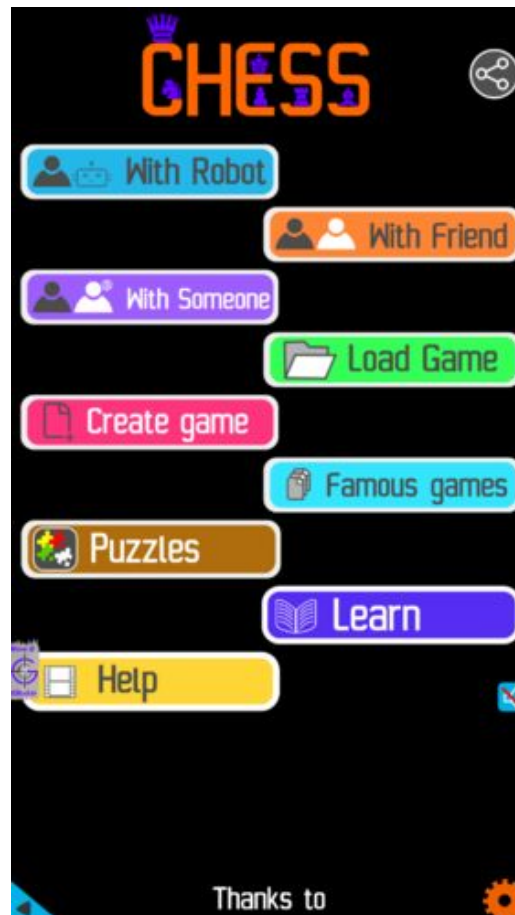


Figure 15: Play chess online for free. Solve puzzles and play with friends

Play chess for free at <https://gbud.in/chs>

We present you a platform to play chess online with friends for free. No need to install any app. You can play chess for free without registration or login.

Simple. You can do several chess related activities.

1. [solve chess puzzles](#)
2. [learn about chess](#)
3. [play chess with computer](#)
4. [play chess with friend](#)
5. [create your own chess games](#)

6. [fen viewer](#)
7. [fen editor](#)
8. [fen generator](#)
9. [pgn viewer](#)
10. [chess board editor](#)
11. [view famous chess games.](#)



Figure 16: Solve this puzzle online by scanning this QR code or go to the link below

<https://gbud.in/ghh2zs3>

Read the latest article on Hard Chess puzzle # 0043 - Mate in 4 moves by scanning this QR code or click the link

Previous article : [« Hard Chess puzzle # 0042 - Stop opponent's promotion](#)

Next article : [Hard chess puzzles »](#)

[Back to top](#)

[Contact Us](#)



Hard Chess Puzzle # 0044

By

G Bud Games
<https://gbud.in>

October 16, 2021

Hard Chess puzzle # 0044 - Mate in 4 moves

Solve this hard chess puzzle and improve your chess games through improvement of your chess strategies and chess tactics. This hard puzzle is a subset of [kids games](#).

Puzzle No : 0044

Difficulty level : hard

Description : Mate in 4 moves

Next Move : White

Player level : Advanced

Short URL for puzzle : <https://gbud.in/g0qnq63>

Hard chess puzzle 0044



Figure 1: Solve this hard chess puzzle 0044. Mate in 4 moves @ <https://gbud.in/g0qnq63>



Figure 2: Solve this hard chess puzzle online with solution @ <https://gbud.in/g0qnq63>

Solution to hard chess puzzle 0044

At this puzzle, next **move** is by **White**. The objective of the puzzle is to mate in 4 moves.

See the interactive solution at the [puzzle page](#)

Solution 1

Initial board position This is the initial board position of hard chess puzzle 0044.



Figure 3: Initial board position of hard chess puzzle 0044

Move 1 Move by black



Figure 4: Nxd5 - Opponent thought that this is a best move since they captured a hanging rook and at the same time opened the diagonal for the queen to attack the knight. They have not realised that the protection to h7 is reduced and the diagonal to h8 is open

Move 2 Move by white



Figure 5: Qxh7+ - This sacrifice is required to open the h file since queen and rook are in battery formation

Move 3 Move by black



Figure 6: Qxh7 - Opponent's queen is forced to capture your queen. This is a zugzwang move

Move 4 Move by white




Figure 7: Rxh7 - Rook captures the queen. This rook can not be captured since it is supported by the knight.

Move 5 Move by black



Figure 8: Nf6 - Opponent's knight comes back to f6 after realising the mistake. This will also block the bishop's access to h8 and g7

Move 6 Move by white




Figure 9: Bxf6 - Bishop captures the hanging knight

Move 7 Move by black




Figure 10: Kf8 - King is trying to escape from the threat

Move 8 Move by white




Figure 11: Rh8# - King has no free squares to move and ends in a check-mate

Right moves for the solution to the hard chess puzzle 0044

Based on the objective of the puzzle, you have to make the right moves. Following are the right moves

1. Qxh7+, Rxh7, Bxf6, Rh8#

Explanation for the moves

1. Nxd5 - Opponent thought that this is a best move since they captured a hanging rook and at the same time opened the diagonal for the queen to attack the knight. They have not realised that the protection to h7 is reduced and the diagonal to h8 is open
2. Qxh7+ - This sacrifice is required to open the h file since queen and rook are in battery formation
3. Qxh7 - Opponent's queen is forced to capture your queen. This is a zugzwang move
4. Rxh7 - Rook captures the queen. This rook can not be captured since it is supported by the knight.
5. Nf6 - Opponent's knight comes back to f6 after realising the mistake. This will also block the bishop's access to h8 and g7
6. Bxf6 - Bishop captures the hanging knight
7. Kf8 - King is trying to escape from the threat
8. Rh8# - King has no free squares to move and ends in a checkmate
9. For right move - You utilised the opponent's mistake effectively and won the game. Good observation of the board
10. For wrong move - You should have won after the mistake made by the opponent. The protection to h7 is reduced. Try again

Categories of hard chess puzzle 0044

This hard chess puzzle falls in these categories.

1. [Hard chess puzzles](#)
2. [Sacrifice puzzles in chess](#)
3. [Endgame puzzles in chess](#)
4. [Battery puzzles in chess](#)
5. [Strategy puzzles in chess](#)
6. [Zugzwang puzzles in chess](#)
7. [Mate in 4 puzzles in chess](#)

How to view the solution to hard chess puzzle 0044

To view the [solution to this puzzle](#), follow the steps given below

1. Go to the [puzzle page](#)
2. Click the solution button (Key as shown [below](#)) to view the solution



Figure 12: Click the solution button to view solutions @ <https://gbud.in/g0qnq63>

How to get help for moves in the hard chess puzzle 0044

To get help or the possible next moves in the puzzle, , follow the steps given below

1. Go to the [puzzle page](#)
2. Click the help button (exclamation mark as shown [below](#)) to get help or suggestion on next possible [move](#)



Figure 13: Click the help button to get help on next move @ <https://gbud.in/g0qnq63>



Figure 14: Solve more hard puzzles @ <https://gbud.in/chshdpz>



Figure 15: Solve other puzzles @ <https://gbud.in/chsgppz>

Play chess for free

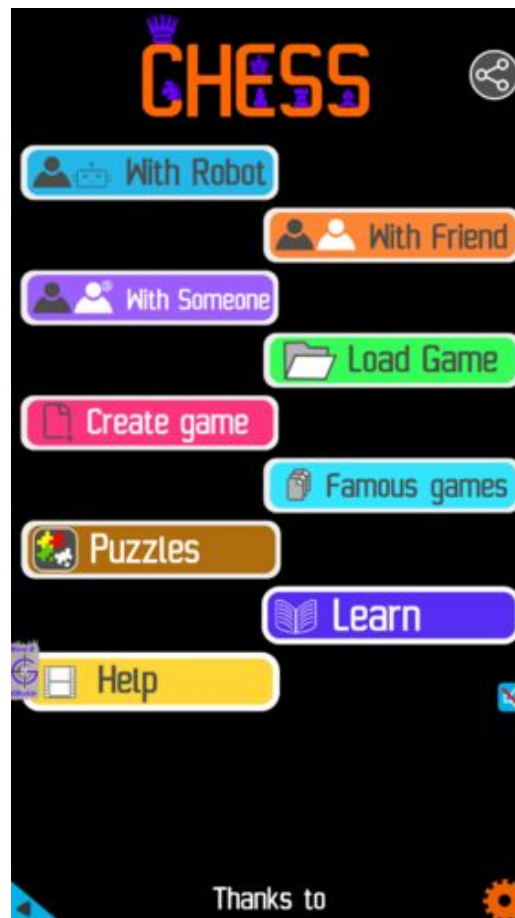


Figure 16: Play chess online for free. Solve puzzles and play with friends

Play chess for free at <https://gbud.in/chs>

We present you a platform to play chess online with friends for free. No need to install any app. You can play chess for free without registration or login.

Simple. You can do several chess related activities.

1. [solve chess puzzles](#)
2. [learn about chess](#)
3. [play chess with computer](#)
4. [play chess with friend](#)
5. [create your own chess games](#)
6. [fen viewer](#)
7. [fen editor](#)
8. [fen generator](#)
9. [pgn viewer](#)
10. [chess board editor](#)

11. [view famous chess games.](#)



Figure 17: Solve this puzzle online by scanning this QR code or go to the link below

<https://gbud.in/g0qnq63>

Read the latest article on Hard Chess puzzle # 0044 - Mate in 4 moves by scanning this QR code or click the link

Previous article : [« Hard Chess puzzle # 0043 - Mate in 4 moves](#)

Next article : [Hard chess puzzles »](#)

[Back to top](#)

[Contact Us](#)

© GBud Games 2021



Hard Chess Puzzle # 0045

By

G Bud Games
<https://gbud.in>

October 17, 2021

Solution to hard chess puzzle 0045

At this puzzle, next **move** is by **White**. The objective of the puzzle is to mate in 3 moves.

See the interactive solution at the [puzzle page](#)

Solution 1

Initial board position This is the initial board position of hard chess puzzle 0045.




Figure 3: Initial board position of hard chess puzzle 0045

Move 1 Move by white




Figure 4: Nc6+ - This move is crucial as it threatens the king and pushes to a8 where it is locked

Move 2 Move by black




Figure 5: Ka8 - This is the only free square available as b8 is also attacked by the knight

Move 3 Move by white




Figure 6: b6 - Pawn advances to give a threat to the king

Move 4 Move by black




Figure 7: Nf3 - Since king is locked, knight is making some move

Move 5 Move by white




Figure 8: b7# - King has no free squares to move and ends in a checkmate. This is called David and Goliath mate as the pawn is giving the checkmate

Right moves for the solution to the hard chess puzzle 0045

Based on the objective of the puzzle, you have to make the right moves. Following are the right moves

1. Nc6+, b6, b7#

Explanation for the moves

1. Nc6+ - This move is crucial as it threatens the king and pushes to a8 where it is locked
2. b6 - Pawn advances to give a threat to the king
3. b7# - King has no free squares to move and ends in a checkmate. This is called David and Goliath mate as the pawn is giving the checkmate
4. Ka8 - This is the only free square available as b8 is also attacked by the knight
5. Nf3 - Since king is locked, knight is making some move
6. For right move - You have restricted the movement of opponent's king using your knight and won the game. Good moves
7. For wrong move - You could have locked the king using the knight and won the game. Try again

Categories of hard chess puzzle 0045

This hard chess puzzle falls in these categories.

1. [Hard chess puzzles](#)
2. [Mate in 3 puzzles in chess](#)
3. [Endgame puzzles in chess](#)
4. [Strategy puzzles in chess](#)
5. [Mate pattern puzzles in chess](#)

How to view the solution to hard chess puzzle 0045

To view the [solution to this puzzle](#), follow the steps given below

1. Go to the [puzzle page](#)
2. Click the solution button (Key as shown [below](#)) to view the solution



Figure 9: Click the solution button to view solutions @ <https://gbud.in/g7rsng3>

How to get help for moves in the hard chess puzzle 0045

To get help or the possible next moves in the puzzle, , follow the steps given below

1. Go to the [puzzle page](#)
2. Click the help button (exclamation mark as shown [below](#)) to get help or suggestion on next possible [move](#)



Figure 10: Click the help button to get help on next move @ <https://gbud.in/g7rsng3>



Figure 11: Solve more hard puzzles @ <https://gbud.in/chshdpz>



Figure 12: Solve other puzzles @ <https://gbud.in/chsgppz>

Play chess for free

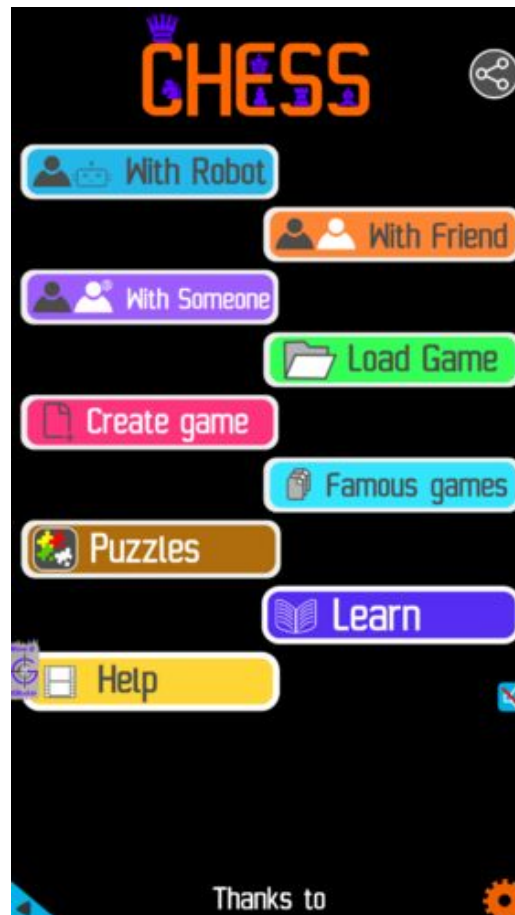


Figure 13: Play chess online for free. Solve puzzles and play with friends

Play chess for free at <https://gbud.in/chs>

We present you a platform to play chess online with friends for free. No need to install any app. You can play chess for free without registration or login.

Simple. You can do several chess related activities.

1. solve chess puzzles
2. learn about chess
3. play chess with computer
4. play chess with friend
5. create your own chess games

6. [fen viewer](#)
7. [fen editor](#)
8. [fen generator](#)
9. [pgn viewer](#)
10. [chess board editor](#)
11. [view famous chess games.](#)



Figure 14: Solve this puzzle online by scanning this QR code or go to the link below

<https://gbud.in/g7rsng3>

Read the latest article on Hard Chess puzzle # 0045 - Mate in 3 moves by scanning this QR code or click the link

Previous article : « [Hard Chess puzzle # 0044 - Mate in 4 moves](#)

Next article : [Hard chess puzzles](#) »

[Back to top](#)

[Contact Us](#)



Hard Chess Puzzle # 0046

By

G Bud Games
<https://gbud.in>

October 18, 2021

Hard Chess puzzle # 0046 - Stalemate and draw

Solve this hard chess puzzle and improve your chess games through improvement of your chess strategies and chess tactics. This hard puzzle is a subset of [kids games](#).

Puzzle No : 0046

Difficulty level : hard

Description : Stalemate and draw

Next Move : White

Player level : Advanced

Short URL for puzzle : <https://gbud.in/gbd5gm3>

Hard chess puzzle 0046



Figure 1: Solve this hard chess puzzle 0046. Stalemate and draw @ <https://gbud.in/gbd5gm3>



Figure 2: Solve this hard chess puzzle online with solution @ <https://gbud.in/gbd5gm3>

Solution to hard chess puzzle 0046

At this puzzle, next **move** is by **White**. The objective of the puzzle is to stalemate and draw.

See the interactive solution at the [puzzle page](#)

Solution 1

Initial board position This is the initial board position of hard chess puzzle 0046.



Figure 3: Initial board position of hard chess puzzle 0046

Move 1 Move by white



Figure 4: Rxd7+ - Rook gives a check after a capture

Move 2 Move by black



Figure 5: Rxd7 - Rook is forced to capture your piece. This is a zugzwang move

Move 3 Move by white




Figure 6: Rxd7+ - Rook gives a check after a capture

Move 4 Move by black



Figure 7: Qxd7 - Queen is forced to capture your piece. This is a zugzwang move

Move 5 Move by white



Figure 8: Qxd7+ - Queen gives a check after a capture

Solution 2

Initial board position This is the initial board position of hard chess puzzle 0046.



Figure 9: Initial board position of hard chess puzzle 0046

Move 1 Move by white



Figure 10: Rxd7+ - Rook gives a check after a capture

Move 2 Move by black




Figure 11: Rxd7 - Rook is forced to capture your piece. This is a zugzwang move

Move 3 Move by white



Figure 12: Qxd7+ - Queen gives a check after a capture

Move 4 Move by black




Figure 13: Qxd7 - Queen is forced to capture your piece. This is a zugzwang move

Move 5 Move by white




Figure 14: Rxd7+ - Rook gives a check after a capture

Right moves for the solution to the hard chess puzzle 0046

Based on the objective of the puzzle, you have to make the right moves. Following are the right moves

1. Rxd7+, Rxd7+, Qxd7+
2. Rxd7+, Qxd7+, Rxd7+,
3. Qxd7+, Rxd7+, Rxd7+,

Explanation for the moves

1. Rxd7+ - Rook gives a check after a capture
2. Rxd7 - Rook is forced to capture your piece. This is a zugzwang move
3. Qxd7 - Queen is forced to capture your piece. This is a zugzwang move
4. Qxd7+ - Queen gives a check after a capture
5. For right move - Your understanding about sacrifice and stalemate needs appreciation. You have forced the opponent to capture the pieces. If you gave a chance your opponent would have promoted and won. Keep it up
6. For wrong move - You could have sacrificed all your pieces as your king is locked by enemy pieces. Your opponent will promote and win. Try again

Categories of hard chess puzzle 0046

This hard chess puzzle falls in these categories.

1. [Hard chess puzzles](#)
2. [Sacrifice puzzles in chess](#)
3. [Endgame puzzles in chess](#)
4. [Avoid checkmate puzzles in chess](#)
5. [Strategy puzzles in chess](#)

How to view the solution to hard chess puzzle 0046

To view the [solution to this puzzle](#), follow the steps given below

1. Go to the [puzzle page](#)
2. Click the solution button (Key as shown [below](#)) to view the solution



Figure 15: Click the solution button to view solutions @ <https://gbud.in/gbd5gm3>

How to get help for moves in the hard chess puzzle 0046

To get help or the possible next moves in the puzzle, , follow the steps given below

1. Go to the [puzzle page](#)
2. Click the help button (exclamation mark as shown [below](#)) to get help or suggestion on next possible [move](#)



Figure 16: Click the help button to get help on next move @ <https://gbud.in/gbd5gm3>



Figure 17: Solve more hard puzzles @ <https://gbud.in/chshdpz>



Figure 18: Solve other puzzles @ <https://gbud.in/chsgppz>

Play chess for free

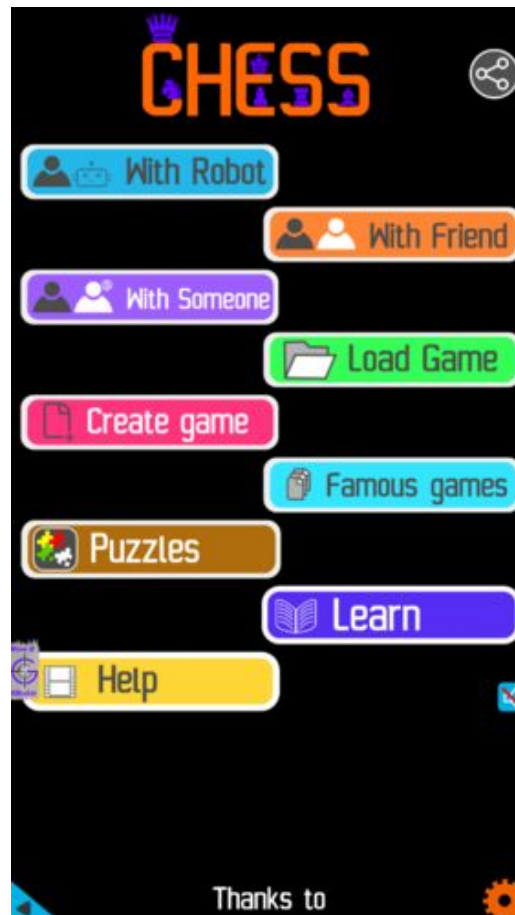


Figure 19: Play chess online for free. Solve puzzles and play with friends

Play chess for free at <https://gbud.in/chs>

We present you a platform to play chess online with friends for free. No need to install any app. You can play chess for free without registration or login.

Simple. You can do several chess related activities.

1. solve chess puzzles
2. learn about chess
3. play chess with computer
4. play chess with friend
5. create your own chess games

6. [fen viewer](#)
7. [fen editor](#)
8. [fen generator](#)
9. [pgn viewer](#)
10. [chess board editor](#)
11. [view famous chess games.](#)



Figure 20: Solve this puzzle online by scanning this QR code or go to the link below

<https://gbud.in/gbd5gm3>

Read the latest article on Hard Chess puzzle # 0046 - Stalemate and draw by scanning this QR code or click the link

Previous article : « [Hard Chess puzzle # 0045 - Mate in 3 moves](#)

Next article : [Hard chess puzzles](#) »

[Back to top](#)

[Contact Us](#)



Hard Chess Puzzle # 0047

By

G Bud Games
<https://gbud.in>

October 21, 2021

Solution to hard chess puzzle 0047

At this puzzle, next **move** is by **White**. The objective of the puzzle is to mate in 3 moves.

See the interactive solution at the [puzzle page](#)

Solution 1

Initial board position This is the initial board position of hard chess puzzle 0047.



Figure 3: Initial board position of hard chess puzzle 0047

Move 1 Move by white



Figure 4: Qxd5 - This is a deflection sacrifice. The queen lost herself to deflect the bishop to open the e file so that the rook can enter

Move 2 Move by black



Figure 5: Bxd5 - Opponent simply does not want to leave your queen. So the bishop captures it. But this move opens the e file for your battery of rooks

Move 3 Move by white



Figure 6: Re8+ - First rook in the battery of rooks gives a check

Move 4 Move by black




Figure 7: Rxe8 - Opponent's rook is forced to capture your rook. This is a zugzwang move

Move 5 Move by white



Figure 8: Rxe8# - King has no free squares to move as g7 is attacked by your bishop

Right moves for the solution to the hard chess puzzle 0047

Based on the objective of the puzzle, you have to make the right moves. Following are the right moves

1. Qxd5, Re8+, Rxe8#

Explanation for the moves

1. Qxd5 - This is a deflection sacrifice. The queen lost herself to deflect the bishop to open the e file so that the rook can enter
2. Re8+ - First rook in the battery of rooks gives a check
3. Rxe8# - King has no free squares to move as g7 is attacked by your bishop
4. Bxd5 - Opponent simply does not want to leave your queen. So the bishop captures it. But this move opens the e file for your battery of rooks
5. Rxe8 - Opponent's rook is forced to capture your rook. This is a zugzwang move
6. For right move - You have deflected the bishop successfully with the sacrifice of the queen to open e file. Good strategy
7. For wrong move - You could have deflected the opponents bishop and used your battery of rooks to end the game. Try again

Categories of hard chess puzzle 0047

This hard chess puzzle falls in these categories.

1. [Hard chess puzzles](#)
2. [Sacrifice puzzles in chess](#)
3. [Mate in 3 puzzles in chess](#)
4. [Endgame puzzles in chess](#)
5. [Battery puzzles in chess](#)
6. [Strategy puzzles in chess](#)
7. [Zugzwang puzzles in chess](#)

How to view the solution to hard chess puzzle 0047

To view the [solution to this puzzle](#), follow the steps given below

1. Go to the [puzzle page](#)
2. Click the solution button (Key as shown [below](#)) to view the solution



Figure 9: Click the solution button to view solutions @ <https://gbud.in/g65rcq3>

How to get help for moves in the hard chess puzzle 0047

To get help or the possible next moves in the puzzle, , follow the steps given below

1. Go to the [puzzle page](#)
2. Click the help button (exclamation mark as shown [below](#)) to get help or suggestion on next possible [move](#)



Figure 10: Click the help button to get help on next move @ <https://gbud.in/g65rcq3>



Figure 11: Solve more hard puzzles @ <https://gbud.in/chshdpz>



Figure 12: Solve other puzzles @ <https://gbud.in/chsgppz>

Play chess for free

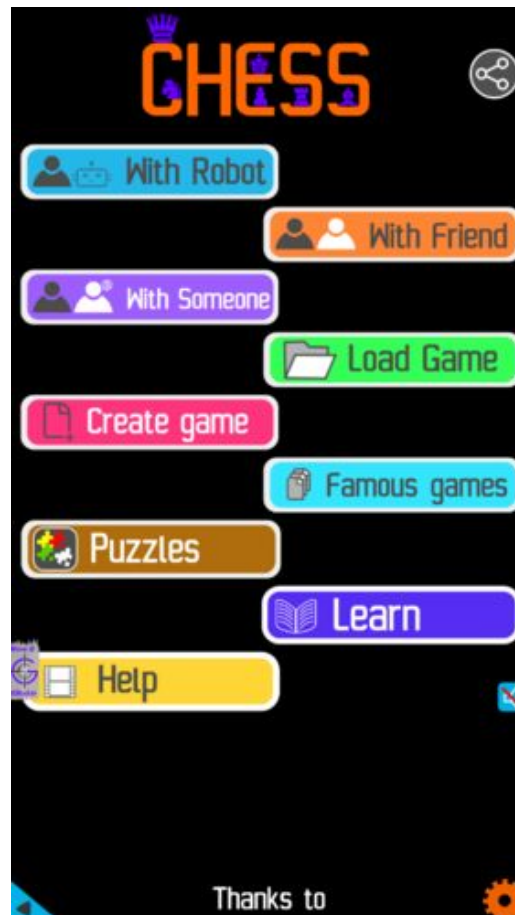


Figure 13: Play chess online for free. Solve puzzles and play with friends

Play chess for free at <https://gbud.in/chs>

We present you a platform to play chess online with friends for free. No need to install any app. You can play chess for free without registration or login.

Simple. You can do several chess related activities.

1. [solve chess puzzles](#)
2. [learn about chess](#)
3. [play chess with computer](#)
4. [play chess with friend](#)
5. [create your own chess games](#)

6. [fen viewer](#)
7. [fen editor](#)
8. [fen generator](#)
9. [pgn viewer](#)
10. [chess board editor](#)
11. [view famous chess games.](#)



Figure 14: Solve this puzzle online by scanning this QR code or go to the link below

<https://gbud.in/g65rcq3>

Read the latest article on Hard Chess puzzle # 0047 - Mate in 3 moves by scanning this QR code or click the link

Previous article : « [Hard Chess puzzle # 0046 - Stalemate and draw](#)

Next article : [Hard Chess puzzle # 0048 - Mate in 3 moves](#) »

[Back to top](#)

[Contact Us](#)



Hard Chess Puzzle # 0048

By

G Bud Games
<https://gbud.in>

October 21, 2021

Hard Chess puzzle # 0048 - Mate in 3 moves

Solve this hard chess puzzle and improve your chess games through improvement of your chess strategies and chess tactics. This hard puzzle is a subset of [kids games](#).

Puzzle No : 0048

Difficulty level : hard

Description : Mate in 3 moves

Next Move : White

Player level : Advanced

Short URL for puzzle : <https://gbud.in/gr0hk73>

Hard chess puzzle 0048




Figure 1: Solve this hard chess puzzle 0048. Mate in 3 moves @ <https://gbud.in/gr0hk73>



Figure 2: Solve this hard chess puzzle online with solution @ <https://gbud.in/gr0hk73>

Solution to hard chess puzzle 0048

At this puzzle, next **move** is by **White**. The objective of the puzzle is to mate in 3 moves.

See the interactive solution at the [puzzle page](#)

Solution 1

Initial board position This is the initial board position of hard chess puzzle 0048.




Figure 3: Initial board position of hard chess puzzle 0048

Move 1 Move by white




Figure 4: Kb6 - This is a crucial move since this stops the opponent's king from moving to seventh rank

Move 2 Move by black




Figure 5: Rh1 - Opponent is trying to attack your pawn and at the same time clearing the path for the promotion of their pawn

Move 3 Move by white




Figure 6: g7 - Pawn advances for promotion with letting the other pawn to be captured

Move 4 Move by black




Figure 7: Rxh7 - Rook captures the hanging pawn

Move 5 Move by white




Figure 8: g8=Q# - Pawn is promoted to a queen and checkmate

Solution 2

Initial board position This is the initial board position of hard chess puzzle 0048.



Figure 9: Initial board position of hard chess puzzle 0048

Move 1 Move by white




Figure 10: Kb6 - This is a crucial move since this stops the opponent's king from moving to seventh rank

Move 2 Move by black



Figure 11: Rh6 - Opponent is trying to attack your pawn and at the same time clearing the path for the promotion of their pawn

Move 3 Move by white




Figure 12: g7 - Pawn advances for promotion with letting the other pawn to be captured

Move 4 Move by black




Figure 13: Rxh7 - Rook captures the hanging pawn

Move 5 Move by white




Figure 14: g8=R# - Pawn is promoted to a rook and checkmate

Right moves for the solution to the hard chess puzzle 0048

Based on the objective of the puzzle, you have to make the right moves. Following are the right moves

1. Kb6, g7, g8=Q#
2. Kb6, g7, g8=R#

Explanation for the moves

1. Kb6 - This is a crucial move since this stops the opponent's king from moving to seventh rank
2. g7 - Pawn advances for promotion with letting the other pawn to be captured
3. g8=Q# - Pawn is promoted to a queen and checkmate
4. g8=R# - Pawn is promoted to a rook and checkmate
5. Rh1 - Opponent is trying to attack your pawn and at the same time clearing the path for the promotion of their pawn
6. Rxh7 - Rook captures the hanging pawn
7. For right move - You have successfully had a checkmate. Good strategy
8. For wrong move - You could have promoted one of your pawns and checkmate. Try again

Categories of hard chess puzzle 0048

This hard chess puzzle falls in these categories.

1. [Hard chess puzzles](#)
2. [Mate in 3 puzzles in chess](#)
3. [Endgame puzzles in chess](#)
4. [Promotion puzzles in chess](#)
5. [Strategy puzzles in chess](#)

How to view the solution to hard chess puzzle 0048

To view the [solution to this puzzle](#), follow the steps given below

1. Go to the [puzzle page](#)
2. Click the solution button (Key as shown [below](#)) to view the solution



Figure 15: Click the solution button to view solutions @ <https://gbud.in/gr0hk73>

How to get help for moves in the hard chess puzzle 0048

To get help or the possible next moves in the puzzle, , follow the steps given below

1. Go to the [puzzle page](#)
2. Click the help button (exclamation mark as shown [below](#)) to get help or suggestion on next possible [move](#)



Figure 16: Click the help button to get help on next move @ <https://gbud.in/gr0hk73>



Figure 17: Solve more hard puzzles @ <https://gbud.in/chshdpz>



Figure 18: Solve other puzzles @ <https://gbud.in/chsgppz>

Play chess for free

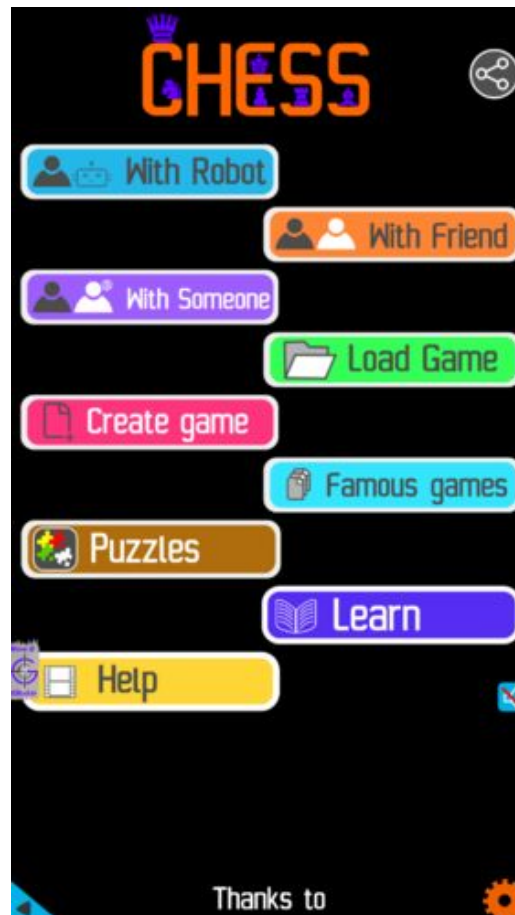


Figure 19: Play chess online for free. Solve puzzles and play with friends

Play chess for free at <https://gbud.in/chs>

We present you a platform to play chess online with friends for free. No need to install any app. You can play chess for free without registration or login.

Simple. You can do several chess related activities.

1. solve chess puzzles
2. learn about chess
3. play chess with computer
4. play chess with friend
5. create your own chess games

6. [fen viewer](#)
7. [fen editor](#)
8. [fen generator](#)
9. [pgn viewer](#)
10. [chess board editor](#)
11. [view famous chess games.](#)



Figure 20: Solve this puzzle online by scanning this QR code or go to the link below

<https://gbud.in/gr0hk73>

Read the latest article on Hard Chess puzzle # 0048 - Mate in 3 moves by scanning this QR code or click the link

Previous article : « [Hard Chess puzzle # 0047 - Mate in 3 moves](#)

Next article : [Hard chess puzzles](#) »

[Back to top](#)

[Contact Us](#)



Hard Chess Puzzle # 0049

By

G Bud Games
<https://gbud.in>

October 21, 2021

Hard Chess puzzle # 0049 - Mate in 4 moves

Solve this hard chess puzzle and improve your chess games through improvement of your chess strategies and chess tactics. This hard puzzle is a subset of [kids games](#).

Puzzle No : 0049

Difficulty level : hard

Description : Mate in 4 moves

Next Move : White

Player level : Advanced

Short URL for puzzle : <https://gbud.in/gfbnbx3>

Hard chess puzzle 0049




Figure 1: Solve this hard chess puzzle 0049. Mate in 4 moves @ <https://gbud.in/gfbnbx3>



Figure 2: Solve this hard chess puzzle online with solution @ <https://gbud.in/gfbnbx3>

Solution to hard chess puzzle 0049

At this puzzle, next **move** is by **White**. The objective of the puzzle is to mate in 4 moves.

See the interactive solution at the [puzzle page](#)

Solution 1

Initial board position This is the initial board position of hard chess puzzle 0049.




Figure 3: Initial board position of hard chess puzzle 0049

Move 1 Move by black




Figure 4: Kd4 - Opponent is trying to threaten your rook

Move 2 Move by white



Figure 5: Rcc5 - This is to provide support to the other rook and to lock the king in d file

Move 3 Move by black




Figure 6: Kd3 - Since king can not move to fourth rank due to the presence of the rooks, it comes back to d3

Move 4 Move by white




Figure 7: a7 - Your pawn advances for promotion

Move 5 Move by black




Figure 8: h5 - Since king is locked, opponent is trying to promote their pawn

Move 6 Move by white




Figure 9: a8=Q - Your pawn is promoted to a queen

Move 7 Move by black



Figure 10: h4 - Opponent's pawn advances

Move 8 Move by white




Figure 11: Qd8# - Queen moves in eighth rank and checkmate. Opponent's king can not move to c or e file due to the presence of the rooks

Solution 2

Initial board position This is the initial board position of hard chess puzzle 0049.




Figure 12: Initial board position of hard chess puzzle 0049

Move 1 Move by black




Figure 13: Kd4 - Opponent is trying to threaten your rook

Move 2 Move by white



Figure 14: Rcc5 - This is to provide support to the other rook and to lock the king in d file

Move 3 Move by black




Figure 15: Kd3 - Since king can not move to fourth rank due to the presence of the rooks, it comes back to d3

Move 4 Move by white




Figure 16: a7 - Your pawn advances for promotion

Move 5 Move by black




Figure 17: h5 - Since king is locked, opponent is trying to promote their pawn

Move 6 Move by white




Figure 18: a8=Q - Your pawn is promoted to a queen

Move 7 Move by black



Figure 19: h4 - Opponent's pawn advances

Move 8 Move by white




Figure 20: Qd5# - Queen moves along the diagonal and checkmate. Opponent's king can not move to c or e file due to the presence of the rooks

Solution 3

Initial board position This is the initial board position of hard chess puzzle 0049.




Figure 21: Initial board position of hard chess puzzle 0049

Move 1 Move by black




Figure 22: Kd4 - Opponent is trying to threaten your rook

Move 2 Move by white




Figure 23: Rcc5 - This is to provide support to the other rook and to lock the king in d file

Move 3 Move by black




Figure 24: Kd3 - Since king can not move to fourth rank due to the presence of the rooks, it comes back to d3

Move 4 Move by white




Figure 25: a7 - Your pawn advances for promotion

Move 5 Move by black




Figure 26: h5 - Since king is locked, opponent is trying to promote their pawn

Move 6 Move by white




Figure 27: a8=R - Your pawn is promoted to a rook

Move 7 Move by black




Figure 28: h4 - Opponent's pawn advances

Move 8 Move by white




Figure 29: Rd8# - Rook moves in eighth rank and checkmate. Opponent's king can not move to c or e file due to the presence of the rooks

Right moves for the solution to the hard chess puzzle 0049

Based on the objective of the puzzle, you have to make the right moves. Following are the right moves

1. Rcc5, a7, a8=Q, Qd8#

2. Rcc5, a7, a8=Q, Qd5#
3. Rcc5, a7, a8=R, Rd8#

Explanation for the moves

1. Rcc5 - This is to provide support to the other rook and to lock the king in d file
2. a7 - Your pawn advances for promotion
3. a8=Q - Your pawn is promoted to a queen
4. a8=R - Your pawn is promoted to a rook
5. Qd8# - Queen moves in eighth rank and checkmate. Opponent's king can not move to c or e file due to the presence of the rooks
6. Rd8# - Rook moves in eighth rank and checkmate. Opponent's king can not move to c or e file due to the presence of the rooks
7. Qd5# - Queen moves along the diagonal and checkmate. Opponent's king can not move to c or e file due to the presence of the rooks
8. Kd4 - Opponent is trying to threaten your rook
9. Kd3 - Since king can not move to fourth rank due to the presence of the rooks, it comes back to d3
10. h5 - Since king is locked, opponent is trying to promote their pawn
11. h4 - Opponent's pawn advances
12. For right move - You have locked the king in d file and checkmate after the promotion. Good end game
13. For wrong move - You could have promoted your pawn and checkmate. Try again

Categories of hard chess puzzle 0049

This hard chess puzzle falls in these categories.

1. [Hard chess puzzles](#)
2. [Endgame puzzles in chess](#)
3. [Promotion puzzles in chess](#)
4. [Strategy puzzles in chess](#)
5. [Mate in 4 puzzles in chess](#)

How to view the solution to hard chess puzzle 0049

To view the [solution to this puzzle](#), follow the steps given below

1. Go to the [puzzle page](#)

2. Click the solution button (Key as shown [below](#)) to view the solution



Figure 30: Click the solution button to view solutions @ <https://gbud.in/gfbnbx3>

How to get help for moves in the hard chess puzzle 0049

To get help or the possible next moves in the puzzle, , follow the steps given below

1. Go to the [puzzle page](#)
2. Click the help button (exclamation mark as shown [below](#)) to get help or suggestion on next possible [move](#)



Figure 31: Click the help button to get help on next move @ <https://gbud.in/gfbnbx3>



Figure 32: Solve more hard puzzles @ <https://gbud.in/chshdpz>



Figure 33: Solve other puzzles @ <https://gbud.in/chsgppz>

Play chess for free

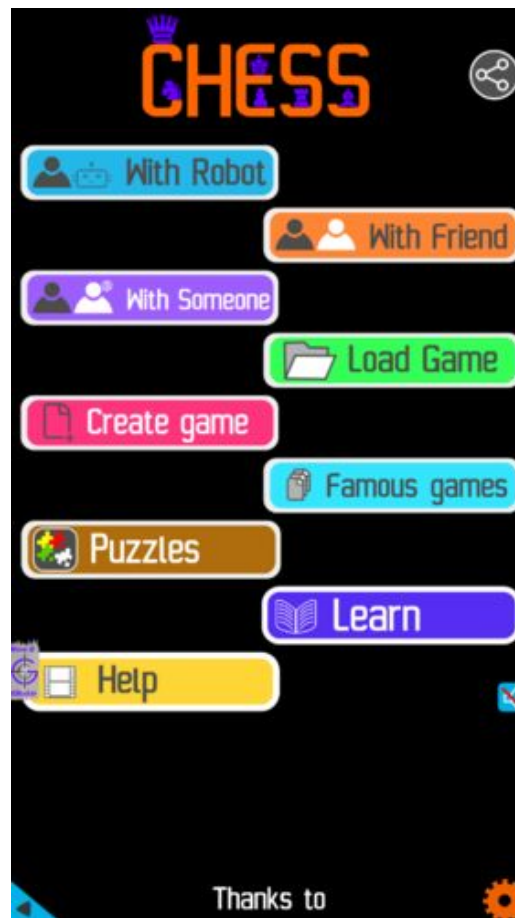


Figure 34: Play chess online for free. Solve puzzles and play with friends

Play chess for free at <https://gbud.in/chs>

We present you a platform to play chess online with friends for free. No need to install any app. You can play chess for free without registration or login.

Simple. You can do several chess related activities.

1. [solve chess puzzles](#)
2. [learn about chess](#)
3. [play chess with computer](#)
4. [play chess with friend](#)
5. [create your own chess games](#)
6. [fen viewer](#)
7. [fen editor](#)
8. [fen generator](#)
9. [pgn viewer](#)
10. [chess board editor](#)

11. [view famous chess games.](#)



Figure 35: Solve this puzzle online by scanning this QR code or go to the link below

<https://gbud.in/gfbnbx3>

Read the latest article on Hard Chess puzzle # 0049 - Mate in 4 moves by scanning this QR code or click the link

Previous article : « [Hard Chess puzzle # 0048 - Mate in 3 moves](#)

Next article : [Hard chess puzzles](#) »

[Back to top](#)

[Contact Us](#)

© GBud Games 2021



Hard Chess Puzzle # 0050

By

G Bud Games
<https://gbud.in>

October 22, 2021

Hard Chess puzzle # 0050 - Mate in 4 moves

Solve this hard chess puzzle and improve your chess games through improvement of your chess strategies and chess tactics. This hard puzzle is a subset of [kids games](#).

Puzzle No : 0050

Difficulty level : hard

Description : Mate in 4 moves

Next Move : Black

Player level : Advanced

Short URL for puzzle : <https://gbud.in/gtzjff3>

Hard chess puzzle 0050



Figure 1: Solve this hard chess puzzle 0050. Mate in 4 moves @ <https://gbud.in/gtzjff3>



Figure 2: Solve this hard chess puzzle online with solution @ <https://gbud.in/gtzjff3>

Solution to hard chess puzzle 0050

At this puzzle, next **move** is by **Black**. The objective of the puzzle is to mate in 4 moves.

See the interactive solution at the [puzzle page](#)

Solution 1

Initial board position This is the initial board position of hard chess puzzle 0050.



Figure 3: Initial board position of hard chess puzzle 0050

Move 1 Move by white



Figure 4: Kb1 - King moves to b1

Move 2 Move by black




Figure 5: a4 - Pawn moves forward since promotion of the pawn will help you win the game for sure in four moves.

Move 3 Move by white



Figure 6: Kc1 - Since a1 is attacked by the bishop, the king moves back to c1

Move 4 Move by black



Figure 7: a3 - Checkmate is certain since the king is locked in first rank by the rook which is supported by the bishop

Move 5 Move by white



Figure 8: Kd1 - Since king can not move to second rank, it wanders in first rank

Move 6 Move by black




Figure 9: a2 - The promoted piece will also be supported by the bishop

Move 7 Move by white



Figure 10: Ke1 - The king has only two choices. Either move to c1 or e1

Move 8 Move by black




Figure 11: a1=Q# - The pawn is promoted to a queen and checkmate. This is called ladder mate.

Solution 2

Initial board position This is the initial board position of hard chess puzzle 0050.



Figure 12: Initial board position of hard chess puzzle 0050

Move 1 Move by white




Figure 13: Kb1 - King moves to b1

Move 2 Move by black



Figure 14: a4 - Pawn moves forward since promotion of the pawn will help you win the game for sure in four moves.

Move 3 Move by white




Figure 15: Kc1 - Since a1 is attacked by the bishop, the king moves back to c1

Move 4 Move by black



Figure 16: a3 - Checkmate is certain since the king is locked in first rank by the rook which is supported by the bishop

Move 5 Move by white




Figure 17: Kd1 - Since king can not move to second rank, it wanders in first rank

Move 6 Move by black




Figure 18: a2 - The promoted piece will also be supported by the bishop

Move 7 Move by white



Figure 19: Ke1 - The king has only two choices. Either move to c1 or e1

Move 8 Move by black




Figure 20: a1=R# - The pawn is promoted to a rook and checkmate. This is called ladder mate.

Right moves for the solution to the hard chess puzzle 0050

Based on the objective of the puzzle, you have to make the right moves. Following are the right moves

1. a4, a3, a2, a1=Q#
2. a4, a3, a2, a1=R#

Explanation for the moves

1. a4 - Pawn moves forward since promotion of the pawn will help you win the game for sure in four moves.
2. a3 - Checkmate is certain since the king is locked in first rank by the rook which is supported by the bishop
3. a2 - The promoted piece will also be supported by the bishop
4. a1=Q# - The pawn is promoted to a queen and checkmate. This is called ladder mate.
5. a1=R# - The pawn is promoted to a rook and checkmate. This is called ladder mate.
6. Kb1 - King moves to b1
7. Kc1 - Since a1 is attacked by the bishop, the king moves back to c1
8. Kd1 - Since king can not move to second rank, it wanders in first rank
9. Ke1 - The king has only two choices. Either move to c1 or e1

10. For right move - You know that promotion of a pawn will give you a checkmate in 4 moves. You have a good understanding of the game
11. For wrong move - You could have promoted your pawn to a queen or a rook. This would have fetched you a win. Try again

Categories of hard chess puzzle 0050

This hard chess puzzle falls in these categories.

1. [Hard chess puzzles](#)
2. [Endgame puzzles in chess](#)
3. [Promotion puzzles in chess](#)
4. [Strategy puzzles in chess](#)
5. [Mate pattern puzzles in chess](#)
6. [Mate in 4 puzzles in chess](#)

How to view the solution to hard chess puzzle 0050

To view the [solution to this puzzle](#), follow the steps given below

1. Go to the [puzzle page](#)
2. Click the solution button (Key as shown [below](#)) to view the solution



Figure 21: Click the solution button to view solutions @ <https://gbud.in/gtzjff3>

How to get help for moves in the hard chess puzzle 0050

To get help or the possible next moves in the puzzle, , follow the steps given below

1. Go to the [puzzle page](#)
2. Click the help button (exclamation mark as shown [below](#)) to get help or suggestion on next possible [move](#)



Figure 22: Click the help button to get help on next move @ <https://gbud.in/gtzjff3>



Figure 23: Solve more hard puzzles @ <https://gbud.in/chshdpz>



Figure 24: Solve other puzzles @ <https://gbud.in/chsgppz>

Play chess for free

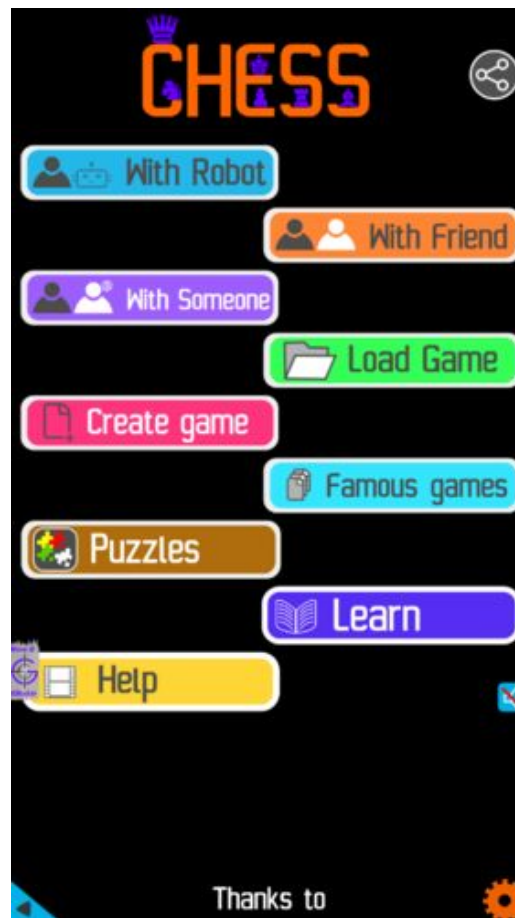


Figure 25: Play chess online for free. Solve puzzles and play with friends

Play chess for free at <https://gbud.in/chs>

We present you a platform to play chess online with friends for free. No need to install any app. You can play chess for free without registration or login.

Simple. You can do several chess related activities.

1. [solve chess puzzles](#)
2. [learn about chess](#)
3. [play chess with computer](#)
4. [play chess with friend](#)
5. [create your own chess games](#)
6. [fen viewer](#)
7. [fen editor](#)
8. [fen generator](#)
9. [pgn viewer](#)
10. [chess board editor](#)

11. [view famous chess games.](#)



Figure 26: Solve this puzzle online by scanning this QR code or go to the link below

<https://gbud.in/gtzjff3>

Read the latest article on Hard Chess puzzle # 0050 - Mate in 4 moves by scanning this QR code or click the link

Previous article : [« Hard Chess puzzle # 0049 - Mate in 4 moves](#)

Next article : [Hard chess puzzles »](#)

[Back to top](#)

[Contact Us](#)

© GBud Games 2021



Hard Chess Puzzle # 0051

By

G Bud Games
<https://gbud.in>

October 24, 2021

Hard Chess puzzle # 0051 - Mate in 4 moves

Solve this hard chess puzzle and improve your chess games through improvement of your chess strategies and chess tactics. This hard puzzle is a subset of [kids games](#).

Puzzle No : 0051

Difficulty level : hard

Description : Mate in 4 moves

Next Move : White

Player level : Advanced

Short URL for puzzle : <https://gbud.in/gqsvnm3>

Hard chess puzzle 0051



Figure 1: Solve this hard chess puzzle 0051. Mate in 4 moves @ <https://gbud.in/gqsvnm3>



Figure 2: Solve this hard chess puzzle online with solution @ <https://gbud.in/gqsvnm3>

Solution to hard chess puzzle 0051

At this puzzle, next **move** is by **White**. The objective of the puzzle is to mate in 4 moves.

See the interactive solution at the [puzzle page](#)

Solution 1

Initial board position This is the initial board position of hard chess puzzle 0051.



Figure 3: Initial board position of hard chess puzzle 0051

Move 1 Move by white



Figure 4: Nxe8 - Since king is locked in its present position, you can have a checkmate by moving the knight to f8, which is feasible only by this capture

Move 2 Move by black




Figure 5: b5 - Since king is locked, this pawn movement is the only option

Move 3 Move by white



Figure 6: Nc7 - Knight moves around

Move 4 Move by black




Figure 7: b4 - Pawn moves forward

Move 5 Move by white



Figure 8: Ne6 - Knight will reach f8 in next move

Move 6 Move by black




Figure 9: b3 - Pawn is next to the bishop. If the bishop does not move or if the game does not end, the game will be stalemate as there will be no legal moves for black

Move 7 Move by white



Figure 10: Nf8# - King has no free squares to move and ends in a checkmate. If you miss this next could be a stalemate

Right moves for the solution to the hard chess puzzle 0051

Based on the objective of the puzzle, you have to make the right moves. Following are the right moves

1. Nxe8, Nc7, Ne6, Nf8#

Explanation for the moves

1. Nxe8 - Since king is locked in its present position, you can have a checkmate by moving the knight to f8, which is feasible only by this capture
2. Nc7 - Knight moves around
3. Ne6 - Knight will reach f8 in next move
4. Nf8# - King has no free squares to move and ends in a checkmate. If you miss this next could be a stalemate
5. b5 - Since king is locked, this pawn movement is the only option
6. b4 - Pawn moves forward
7. b3 - Pawn is next to the bishop. If the bishop does not move or if the game does not end, the game will be stalemate as there will be no legal moves for black
8. For right move - You have just moved knight effectively and won the game. Keep up the good work

9. For wrong move - You could have moved your knight to f8 and check-mate. Try again

Categories of hard chess puzzle 0051

This hard chess puzzle falls in these categories.

1. [Hard chess puzzles](#)
2. [Endgame puzzles in chess](#)
3. [Strategy puzzles in chess](#)
4. [Mate in 4 puzzles in chess](#)

How to view the solution to hard chess puzzle 0051

To view the [solution to this puzzle](#), follow the steps given below

1. Go to the [puzzle page](#)
2. Click the solution button (Key as shown [below](#)) to view the solution



Figure 11: Click the solution button to view solutions @ <https://gbud.in/gqsvnm3>

How to get help for moves in the hard chess puzzle 0051

To get help or the possible next moves in the puzzle, , follow the steps given below

1. Go to the [puzzle page](#)
2. Click the help button (exclamation mark as shown [below](#)) to get help or suggestion on next possible [move](#)



Figure 12: Click the help button to get help on next move @ <https://gbud.in/gqsvnm3>



Figure 13: Solve more hard puzzles @ <https://gbud.in/chshdpz>



Figure 14: Solve other puzzles @ <https://gbud.in/chsgppz>

Play chess for free

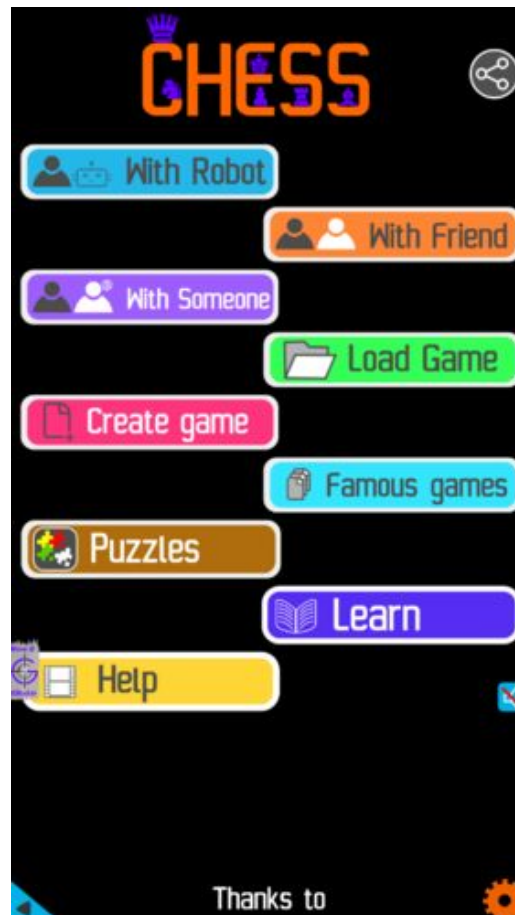


Figure 15: Play chess online for free. Solve puzzles and play with friends

Play chess for free at <https://gbud.in/chs>

We present you a platform to play chess online with friends for free. No need to install any app. You can play chess for free without registration or login.

Simple. You can do several chess related activities.

1. [solve chess puzzles](#)
2. [learn about chess](#)
3. [play chess with computer](#)
4. [play chess with friend](#)
5. [create your own chess games](#)

6. [fen viewer](#)
7. [fen editor](#)
8. [fen generator](#)
9. [pgn viewer](#)
10. [chess board editor](#)
11. [view famous chess games.](#)



Figure 16: Solve this puzzle online by scanning this QR code or go to the link below

<https://gbud.in/gqsvnm3>

Read the latest article on Hard Chess puzzle # 0051 - Mate in 4 moves by scanning this QR code or click the link

Previous article : « [Hard Chess puzzle # 0050 - Mate in 4 moves](#)

Next article : [Hard chess puzzles](#) »

[Back to top](#)

[Contact Us](#)



Hard Chess Puzzle # 0052

By

G Bud Games
<https://gbud.in>

October 25, 2021

Solution to hard chess puzzle 0052

At this puzzle, next **move** is by **Black**. The objective of the puzzle is to mate in 3 moves.

See the interactive solution at the [puzzle page](#)

Solution 1

Initial board position This is the initial board position of hard chess puzzle 0052.



Figure 3: Initial board position of hard chess puzzle 0052

Move 1 Move by black



Figure 4: Qxh2+ - This sacrifice of the queen is to open the h file. King is forced to capture the queen

Move 2 Move by white



Figure 5: Kxh2 - King captures the queen. This is also a zugzwang move

Move 3 Move by black



Figure 6: Nhg3+ - This is a discovered check as the movement of the knight results in a check from the rook

Move 4 Move by white



Figure 7: Kg1 - King escapes from the current check threat

Move 5 Move by black



Figure 8: Rh1# - King can not capture the rook as it is supported by the knight and ends in a checkmate

Right moves for the solution to the hard chess puzzle 0052

Based on the objective of the puzzle, you have to make the right moves. Following are the right moves

1. Qxh2+, Nhg3+, Rh1#

Explanation for the moves

1. Qxh2+ - This sacrifice of the queen is to open the h file. King is forced to capture the queen
2. Nhg3+ - This is a discovered check as the movement of the knight results in a check from the rook
3. Rh1# - King can not capture the rook as it is supported by the knight and ends in a checkmate
4. Kxh2 - King captures the queen. This is also a zugzwang move
5. Kg1 - King escapes from the current check threat
6. For right move - You have sacrificed your queen to win the game. Good moves
7. For wrong move - You could have sacrificed your queen to win the game. Try again

Categories of hard chess puzzle 0052

This hard chess puzzle falls in these categories.

1. [Hard chess puzzles](#)
2. [Sacrifice puzzles in chess](#)
3. [Mate in 3 puzzles in chess](#)
4. [Endgame puzzles in chess](#)
5. [Strategy puzzles in chess](#)
6. [Zugzwang puzzles in chess](#)
7. [Terminology puzzles in chess](#)

How to view the solution to hard chess puzzle 0052

To view the [solution to this puzzle](#), follow the steps given below

1. Go to the [puzzle page](#)
2. Click the solution button (Key as shown [below](#)) to view the solution



Figure 9: Click the solution button to view solutions @ <https://gbud.in/gg3hnb3>

How to get help for moves in the hard chess puzzle 0052

To get help or the possible next moves in the puzzle, , follow the steps given below

1. Go to the [puzzle page](#)
2. Click the help button (exclamation mark as shown [below](#)) to get help or suggestion on next possible [move](#)



Figure 10: Click the help button to get help on next move @ <https://gbud.in/gg3hnb3>



Figure 11: Solve more hard puzzles @ <https://gbud.in/chshdpz>



Figure 12: Solve other puzzles @ <https://gbud.in/chsgppz>

Play chess for free

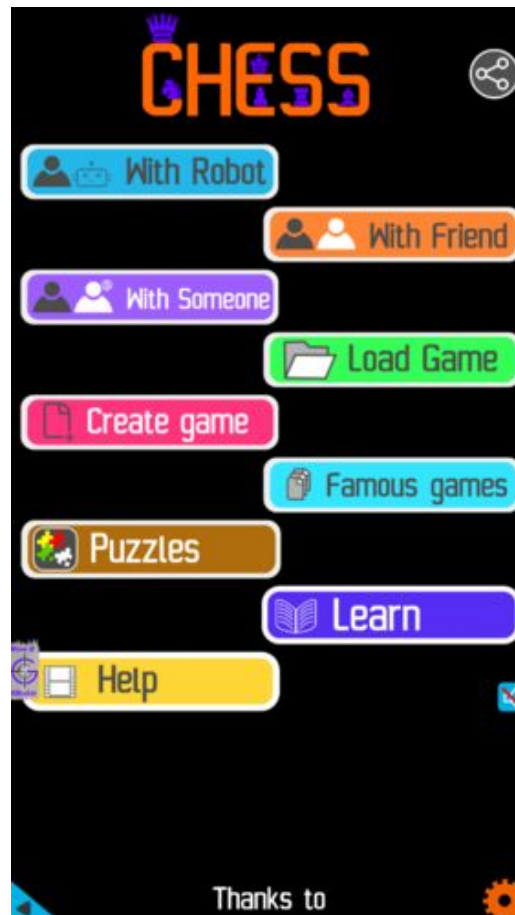


Figure 13: Play chess online for free. Solve puzzles and play with friends

Play chess for free at <https://gbud.in/chs>

We present you a platform to play chess online with friends for free. No need to install any app. You can play chess for free without registration or login.

Simple. You can do several chess related activities.

1. solve chess puzzles
2. learn about chess
3. play chess with computer
4. play chess with friend
5. create your own chess games

6. [fen viewer](#)
7. [fen editor](#)
8. [fen generator](#)
9. [pgn viewer](#)
10. [chess board editor](#)
11. [view famous chess games.](#)



Figure 14: Solve this puzzle online by scanning this QR code or go to the link below

<https://gbud.in/gg3hnb3>

Read the latest article on Hard Chess puzzle # 0052 - Mate in 3 moves by scanning this QR code or click the link

Previous article : « [Hard Chess puzzle # 0051 - Mate in 4 moves](#)

Next article : [Hard Chess puzzle # 0053 - Promote your pawn in 4 moves](#)
»

[Back to top](#)

[Contact Us](#)



Hard Chess Puzzle # 0053

By

G Bud Games
<https://gbud.in>

October 25, 2021

Solution to hard chess puzzle 0053

At this puzzle, next **move** is by **White**. The objective of the puzzle is to promote your pawn in 4 moves.

See the interactive solution at the [puzzle page](#)

Solution 1

Initial board position This is the initial board position of hard chess puzzle 0053.




Figure 3: Initial board position of hard chess puzzle 0053

Move 1 Move by white



Figure 4: Nf1+ - This knight fork is to remove opponent's queen as it is threatening your pawn that will be promoted

Move 2 Move by black




Figure 5: Kf2 - King escapes from the check threat

Move 3 Move by white




Figure 6: Nxd2 - Knight captures the hanging queen as it is not supported

Move 4 Move by black




Figure 7: Ke2 - King moves closer to the knight

Move 5 Move by white




Figure 8: d7 - Your pawn moves forward for promotion

Move 6 Move by black




Figure 9: Kxd2 - King captures your knight

Move 7 Move by white




Figure 10: $d8=Q+$ - Your pawn is promoted to a queen and gives check. You have a better chance to win the game as you have a queen against opponent's pawn

Right moves for the solution to the hard chess puzzle 0053

Based on the objective of the puzzle, you have to make the right moves. Following are the right moves

1. $Nf1+$, $Nxd2$, $d7$, $d8=Q+$

Explanation for the moves

1. $Nf1+$ - This knight fork is to remove opponent's queen as it is threatening your pawn that will be promoted
2. $Nxd2$ - Knight captures the hanging queen as it is not supported
3. $d7$ - Your pawn moves forward for promotion
4. $d8=Q+$ - Your pawn is promoted to a queen and gives check. You have a better chance to win the game as you have a queen against opponent's pawn
5. $Kf2$ - King escapes from the check threat
6. $Ke2$ - King moves closer to the knight
7. $Kxd2$ - King captures your knight
8. For right move - You have sacrificed your knight to promote your pawn to a queen. Right decision
9. For wrong move - You could have captured the opponent's queen through a knight fork followed by the promotion of the pawn. Try

again

Categories of hard chess puzzle 0053

This hard chess puzzle falls in these categories.

1. [Hard chess puzzles](#)
2. [Sacrifice puzzles in chess](#)
3. [Fork puzzles in chess](#)
4. [Promotion puzzles in chess](#)
5. [Strategy puzzles in chess](#)

How to view the solution to hard chess puzzle 0053

To view the [solution to this puzzle](#), follow the steps given below

1. Go to the [puzzle page](#)
2. Click the solution button (Key as shown [below](#)) to view the solution



Figure 11: Click the solution button to view solutions @ <https://gbud.in/g8fv873>

How to get help for moves in the hard chess puzzle 0053

To get help or the possible next moves in the puzzle, , follow the steps given below

1. Go to the [puzzle page](#)
2. Click the help button (exclamation mark as shown [below](#)) to get help or suggestion on next possible [move](#)



Figure 12: Click the help button to get help on next move @ <https://gbud.in/g8fv873>



Figure 13: Solve more hard puzzles @ <https://gbud.in/chshdpz>



Figure 14: Solve other puzzles @ <https://gbud.in/chsgppz>

Play chess for free



Figure 15: Play chess online for free. Solve puzzles and play with friends

Play chess for free at <https://gbud.in/chs>

We present you a platform to play chess online with friends for free. No need to install any app. You can play chess for free without registration or login.

Simple. You can do several chess related activities.

1. solve chess puzzles
2. learn about chess
3. play chess with computer
4. play chess with friend
5. create your own chess games

6. [fen viewer](#)
7. [fen editor](#)
8. [fen generator](#)
9. [pgn viewer](#)
10. [chess board editor](#)
11. [view famous chess games.](#)



Figure 16: Solve this puzzle online by scanning this QR code or go to the link below

<https://gbud.in/g8fv873>

Read the latest article on Hard Chess puzzle # 0053 - Promote your pawn in 4 moves by scanning this QR code or click the link

Previous article : « [Hard Chess puzzle # 0052 - Mate in 3 moves](#)

Next article : [Hard chess puzzles](#) »

[Back to top](#)

[Contact Us](#)



Hard Chess Puzzle # 0054

By

G Bud Games
<https://gbud.in>

October 26, 2021

Solution to hard chess puzzle 0054

At this puzzle, next **move** is by **White**. The objective of the puzzle is to gain rook.

See the interactive solution at the [puzzle page](#)

Solution 1

Initial board position This is the initial board position of hard chess puzzle 0054.



Figure 3: Initial board position of hard chess puzzle 0054

Move 1 Move by white



Figure 4: Ng5 - This knight attacks the queen and getting prepared to give a check in next move. If the queen does not move it can capture the queen

Move 2 Move by black



Figure 5: Qe3 - Opponent's queen is trying to target your knight

Move 3 Move by white



Figure 6: Ne6+ - Knight forks king and rook as it attacks both at the same time

Move 4 Move by black



Figure 7: Kd6 - King is moving closer to your knight

Move 5 Move by white



Figure 8: Nxf8 - Knight captures the hanging rook. This is how you gain the rook

Right moves for the solution to the hard chess puzzle 0054

Based on the objective of the puzzle, you have to make the right moves. Following are the right moves

1. Ng5, Ne6+, Nxf8

Explanation for the moves

1. Ng5 - This knight attacks the queen and getting prepared to give a check in next move. If the queen does not move it can capture the queen
2. Ne6+ - Knight forks king and rook as it attacks both at the same time
3. Nxf8 - Knight captures the hanging rook. This is how you gain the rook
4. Qe3 - Opponent's queen is trying to target your knight
5. Kd6 - King is moving closer to your knight
6. For right move - You have moved your knight effectively to gain the rook. Keep it up
7. For wrong move - You could have used your knight to gain the rook. Try again

Categories of hard chess puzzle 0054

This hard chess puzzle falls in these categories.

1. [Hard chess puzzles](#)
2. [Gain puzzles in chess](#)
3. [Fork puzzles in chess](#)
4. [Strategy puzzles in chess](#)

How to view the solution to hard chess puzzle 0054

To view the [solution to this puzzle](#), follow the steps given below

1. Go to the [puzzle page](#)
2. Click the solution button (Key as shown [below](#)) to view the solution



Figure 9: Click the solution button to view solutions @ <https://gbud.in/g6p0yn3>

How to get help for moves in the hard chess puzzle 0054

To get help or the possible next moves in the puzzle, , follow the steps given below

1. Go to the [puzzle page](#)
2. Click the help button (exclamation mark as shown [below](#)) to get help or suggestion on next possible [move](#)



Figure 10: Click the help button to get help on next move @ <https://gbud.in/g6p0yn3>



Figure 11: Solve more hard puzzles @ <https://gbud.in/chshdpz>



Figure 12: Solve other puzzles @ <https://gbud.in/chsgppz>

Play chess for free

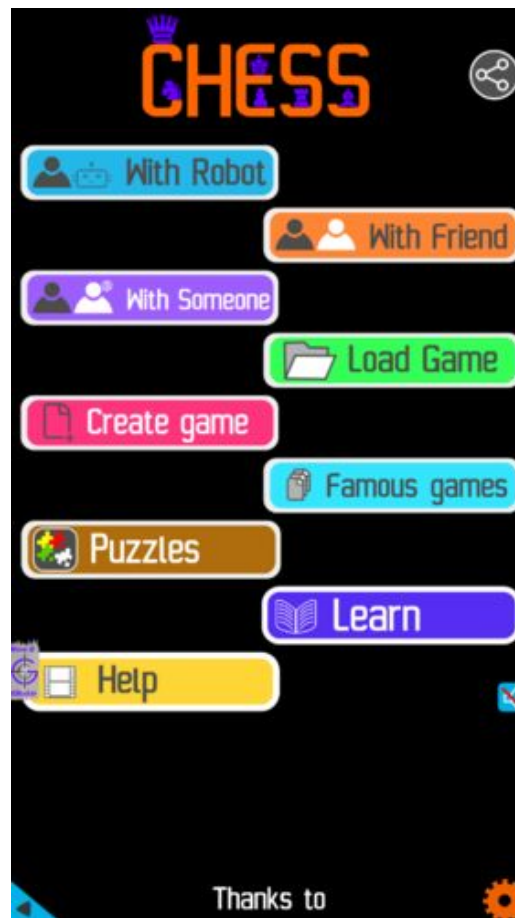


Figure 13: Play chess online for free. Solve puzzles and play with friends

Play chess for free at <https://gbud.in/chs>

We present you a platform to play chess online with friends for free. No need to install any app. You can play chess for free without registration or login.

Simple. You can do several chess related activities.

1. [solve chess puzzles](#)
2. [learn about chess](#)
3. [play chess with computer](#)
4. [play chess with friend](#)
5. [create your own chess games](#)
6. [fen viewer](#)
7. [fen editor](#)
8. [fen generator](#)
9. [pgn viewer](#)
10. [chess board editor](#)

11. [view famous chess games.](#)



Figure 14: Solve this puzzle online by scanning this QR code or go to the link below

<https://gbud.in/g6p0yn3>

Read the latest article on Hard Chess puzzle # 0054 - Gain rook by scanning this QR code or click the link

Previous article : [« Hard Chess puzzle # 0053 - Promote your pawn in 4 moves](#)

Next article : [Hard chess puzzles »](#)

[Back to top](#)

[Contact Us](#)

© GBud Games 2021



Hard Chess Puzzle # 0055

By

G Bud Games
<https://gbud.in>

October 27, 2021

Solution to hard chess puzzle 0055

At this puzzle, next **move** is by **White**. The objective of the puzzle is to gain queen.

See the interactive solution at the [puzzle page](#)

Solution 1

Initial board position This is the initial board position of hard chess puzzle 0055.




Figure 3: Initial board position of hard chess puzzle 0055

Move 1 Move by white



Figure 4: Rb8 - This sacrifice of the rook is a decoy move to attract the queen to b8.

Move 2 Move by black




Figure 5: Qxb8 - Queen is pinned to the king. Either the queen can capture the rook or the rook will capture the queen anyway

Move 3 Move by white




Figure 6: Nd7+ - This is a royal fork as the knight attacks the king and queen at the same time

Move 4 Move by black




Figure 7: Ke8 - King moves closer to the knight

Move 5 Move by white




Figure 8: Nxb8 - Knight captures the hanging queen. This is how you gain a queen through combination of sacrifice, decoy and fork

Right moves for the solution to the hard chess puzzle 0055

Based on the objective of the puzzle, you have to make the right moves. Following are the right moves

1. Rb8, Nd7+, Nxb8

Explanation for the moves

1. Rb8 - This sacrifice of the rook is a decoy move to attract the queen to b8.
2. Nd7+ - This is a royal fork as the knight attacks the king and queen at the same time
3. Nxb8 - Knight captures the hanging queen. This is how you gain a queen through combination of sacrifice, decoy and fork
4. Qxb8 - Queen is pinned to the king. Either the queen can capture the rook or the rook will capture the queen anyway
5. Ke8 - King moves closer to the knight
6. For right move - You have used the decoy move effectively to gain the queen. Great move
7. For wrong move - You could have gained the queen after the sacrifice of the rook. Try again

Categories of hard chess puzzle 0055

This hard chess puzzle falls in these categories.

1. [Hard chess puzzles](#)
2. [Sacrifice puzzles in chess](#)
3. [Gain puzzles in chess](#)
4. [Fork puzzles in chess](#)
5. [Decoy puzzles in chess](#)
6. [Strategy puzzles in chess](#)

How to view the solution to hard chess puzzle 0055

To view the [solution to this puzzle](#), follow the steps given below

1. Go to the [puzzle page](#)
2. Click the solution button (Key as shown [below](#)) to view the solution



Figure 9: Click the solution button to view solutions @ <https://gbud.in/gq803r3>

How to get help for moves in the hard chess puzzle 0055

To get help or the possible next moves in the puzzle, , follow the steps given below

1. Go to the [puzzle page](#)
2. Click the help button (exclamation mark as shown [below](#)) to get help or suggestion on next possible [move](#)



Figure 10: Click the help button to get help on next move @ <https://gbud.in/gq803r3>



Figure 11: Solve more hard puzzles @ <https://gbud.in/chshdpz>



Figure 12: Solve other puzzles @ <https://gbud.in/chsgppz>

Play chess for free

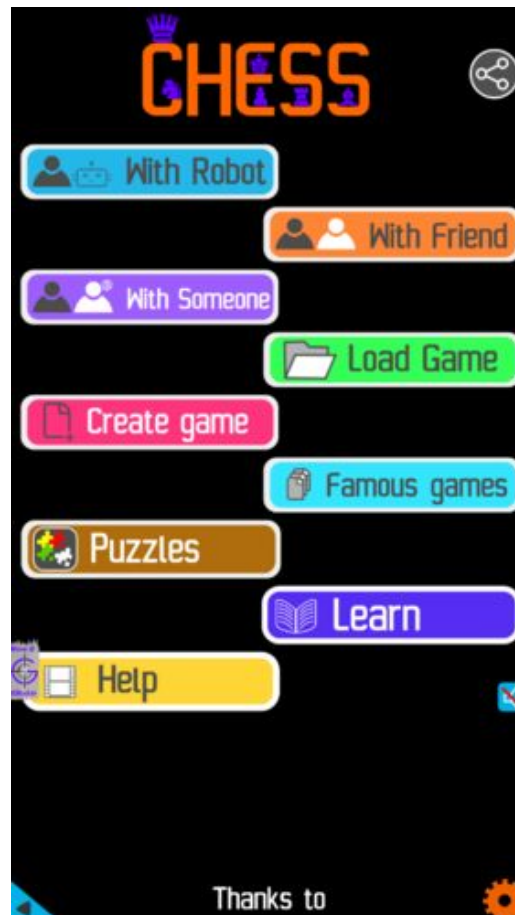


Figure 13: Play chess online for free. Solve puzzles and play with friends

Play chess for free at <https://gbud.in/chs>

We present you a platform to play chess online with friends for free. No need to install any app. You can play chess for free without registration or login.

Simple. You can do several chess related activities.

1. solve chess puzzles
2. learn about chess
3. play chess with computer
4. play chess with friend
5. create your own chess games

6. [fen viewer](#)
7. [fen editor](#)
8. [fen generator](#)
9. [pgn viewer](#)
10. [chess board editor](#)
11. [view famous chess games.](#)



Figure 14: Solve this puzzle online by scanning this QR code or go to the link below

<https://gbud.in/gq803r3>

Read the latest article on Hard Chess puzzle # 0055 - Gain queen by scanning this QR code or click the link

Previous article : « [Hard Chess puzzle # 0054 - Gain rook](#)

Next article : [Hard chess puzzles](#) »

[Back to top](#)

[Contact Us](#)